

ONESOURCE™
INDIRECT TAX INTEGRATION FOR SAP
S/4HANA CLOUD
U.S. SALES AND USE TAX

**SAP CLOUD INTEGRATION (SCI)
CONFIGURATION GUIDE**

VERSION 1.0



COPYRIGHT NOTICE

© 2021 Thomson Reuters. All rights reserved. Republication or redistribution of Thomson Reuters content, including by framing or similar means, is prohibited without the prior written consent of Thomson Reuters. Thomson Reuters and the Kinesis logo are trademarks of Thomson Reuters and its affiliated companies. [More information can be found here.](#)

DOCUMENT HISTORY

VERSION NUMBER	VERSION DATE	SUMMARY
1	08/06/2019	Initial Release

TABLE OF CONTENTS

Table of Contents	ii
Preface	1
Definition	1
Intended Audience	1
Structure	1
Additional Documentation	1
Introduction	1
Overview	2
Prerequisites	2
Package Installation Process	3
Installing the SAP Cloud Integration Package for ONESOURCE Indirect Tax Integration (US)	3
Configuring and Deploying Integration Scenario	5
Configuration Parameters	5
ONESOURCE Custom logs	12
Store ONESOURCE Certificate in KeyStore	14
Deploy the iFlows	17
Executing and Testing	17

PREFACE

Definition

This configuration guide describes necessary configuration steps for the iFlow component of the ONESOURCE Tax Integration for SAP (US). The iFlow component provided by Thomson Reuters is executed within SAP Cloud Integration Services and is responsible for the communication between SAP S/4HANA systems and ONESOURCE Determination.

Intended Audience

This guide is intended to be used by both technology and application consultants.

Structure

The structure of this configuration guide follows the sequence of steps required to configure and integrate ONESOURCE Tax Integration (US) for SAP S/4HANA Cloud, using SAP Cloud Integration.

Additional Documentation

List of related documentation

SAP Cloud Integration: <https://help.sap.com/docs/cloud-integration>

SAP S/4HANA Cloud: https://help.sap.com/viewer/p/SAP_S4HANA_CLOUD

INTRODUCTION

ONESOURCE Tax Integration (US) for SAP S/4HANA Cloud package has four iFlows. The SAP Cloud Integration package is needed to connect S/4 HANA Cloud environment to ONESOURCE Tax Integration (US).

OVERVIEW

Prerequisites

List of required steps

PREREQUISITE	DOCUMENTATION
1. SAP Cloud Integration tenant	
2. SAP S/4HANA Cloud	
3. Configure Communication Scenario COM_0177 in SAP S/4HANA Cloud.	SAP NOTE 2598888 https://launchpad.support.sap.com/#/notes/2598888
4. Get the SAP Cloud Integration Services iFlow Package from ONESOURCE	

PACKAGE INSTALLATION PROCESS

The figure below shows the system landscape that is used for the Integration Scenarios for ONESOURCE Tax Integration for SAP (US) with S/4 HANA Cloud using SOAP Adapter in SAP Cloud Integration.



Installing the SAP Cloud Integration Package for ONESOURCE Indirect Tax Integration (US)


From your SAP Cloud Integration Tenant Instance install the iFlow package.

Example Link <https://<Tenant>-tmn.hci.us3.hana.ondemand.com/itspaces/shell/design>

Click on Design View Icon.



Click on Import and select the SAP Cloud Integration package from ONESOURCE Indirect Tax Integration for SAP (US).



There should be four iFlows.

Design / ONESOURCE US TAX INTEGRATION FOR SAP S/4HANA CLOUD / ONESOURCE US TAX INTEGRATION FOR SAP S/4HANA CLOUD

Header Overview **Artifacts (4)** Documents (1) Tags

<input type="checkbox"/> Name	Type
ONESOURCE_USTaxAPI_Calculate_Tax <input type="checkbox"/> ONESOURCE External Tax - Calculate Taxes Unmodified	Integration Flow
ONESOURCE_USTaxAPI_Determine_Jurisdiction <input type="checkbox"/> ONESOURCE External Tax - Determine Tax Jurisdiction Codes Unmodified	Integration Flow
ONESOURCE_USTaxAPI_Force_Update <input type="checkbox"/> ONESOURCE External Tax - Update Tax Documents Unmodified	Integration Flow
ONESOURCE_USTaxAPI_Update <input type="checkbox"/> ONESOURCE External Tax - Update Tax Documents Unmodified	Integration Flow

CONFIGURING AND DEPLOYING INTEGRATION SCENARIO

This section documents the steps required to configure the ONESOURCE Integration Scenarios. The integration scenario(s) to be configured are:

- ONESOURCE_USTaxAPI_Calculate_Tax
- ONESOURCE_USTaxAPI_Determine_Jurisdiction
- ONESOURCE_USTaxAPI_Update
- ONESOURCE_USTaxAPI_Force_Update

Configuration Parameters

iFlow Contents

All iFlows are identical in terms of content and resources. The change is in the Endpoints. Each iFlow has a unique endpoint.

Import S/4HANA Cloud Certificate

In Each iFlow Edit Mode Click on SOAP Connector for Sender.

In Connection Tab Choose Authorization as Client Certificate.

In Client Certificate Authorization: Press the Select Button.

Import the S/4HANA SSL Certificate that was saved before from S/4HANA Cloud setup.

ONESOURCE US Tax Integration for SAP S/4 HANA Cloud / ONESOURCE_USTaxAPI _Calculate_Tax /

ONESOURCE_USTaxAPI _Calculate_Tax

SOA

General **Connection** WS-Security Conditions

CONNECTION DETAILS

*Address: /TaxCalc

Service Definition: Manual

Use WS-Addressing

Message Exchange Pattern: Request-Reply

Authorization: **Client Certificate**

*Client Certificate Authorization:

Subject DN Issuer DN

cn=my302840d.s4hana.ondemand.com,ou=sap cloud managed services,o=sap se,... cn=digicert baltimore ca-2 g2,ou=www.digicert.com,o=digicert inc,c=us **Select**

There are some additional parameters that are needed to complete the iFlow setup.

Important: Obtain the latest **ONESOURCE_RECEIVER** URLs from your Professional Services consultants.

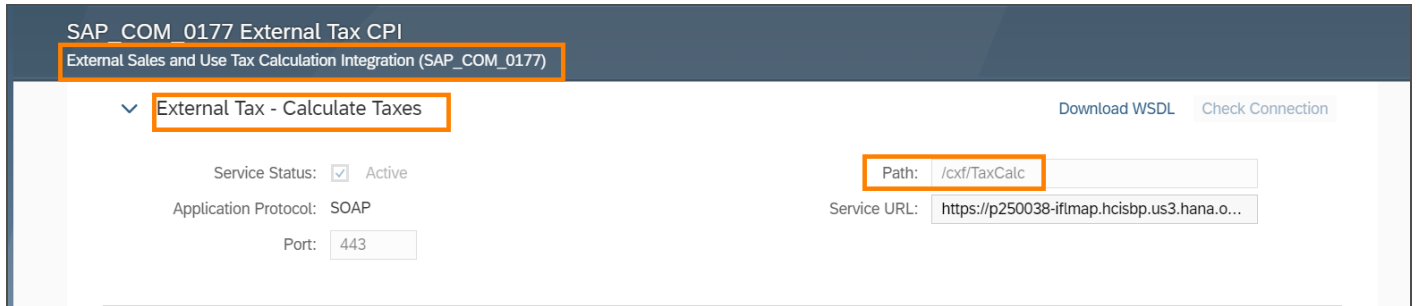
Integration Flow

General Runtime Configuration Error Configuration Resources **Externalized Parameters** Problems

Name	Value
Endpoint_from_S4HC Endpoint from S/4 HANA Cloud Setup	/TaxCalc
issuer Certificate from S/4 HANA Cloud Setup	cn=digicert baltimore ca-2 g2,ou=www.digicert.com,o=digicert inc,c=us
OAUTH_TAXENGINE Credential Name of Username Password Pair	ONESOURCE_Credentials
ONESOURCE_PREPEND Enter External Company PREPEND	INTSAPDEV_
ONESOURCE_RECEIVER ONESOURCE URL in Receiver system	https://usapi-sap-dev-use1.3300.aws.thomsonreuters.com/SapSoapIntegration/2018-12-01
Request Custom ONESOURCE optional Request logs	true
Response Custom ONESOURCE optional Response logs	true
Subject Certificate from S/4 HANA Cloud Setup	cn=my302840d.s4hana.ondemand.com,ou=sap cloud managed services,o=sap se,l=walldorf,st...

Endpoint_from_S4HC

It is the Endpoint that was configured in S/4HANA cloud environment in the Communication Arrangement.



For example, S/4HANA Cloud has /cxf/TaxCalc in the path then iFlow has /TaxCalc for Calculate Tax Endpoint.

Similarly, other iFlows follow the same pattern. Another Example for Determine Jurisdiction. If path in S/4HANA Cloud is /cxf/DTJC then Jurisdiction iFlow will have /DTJC as the address.

Issuer and Subject

This should already be filled with the S/4HANA Cloud Certificate from previous step.

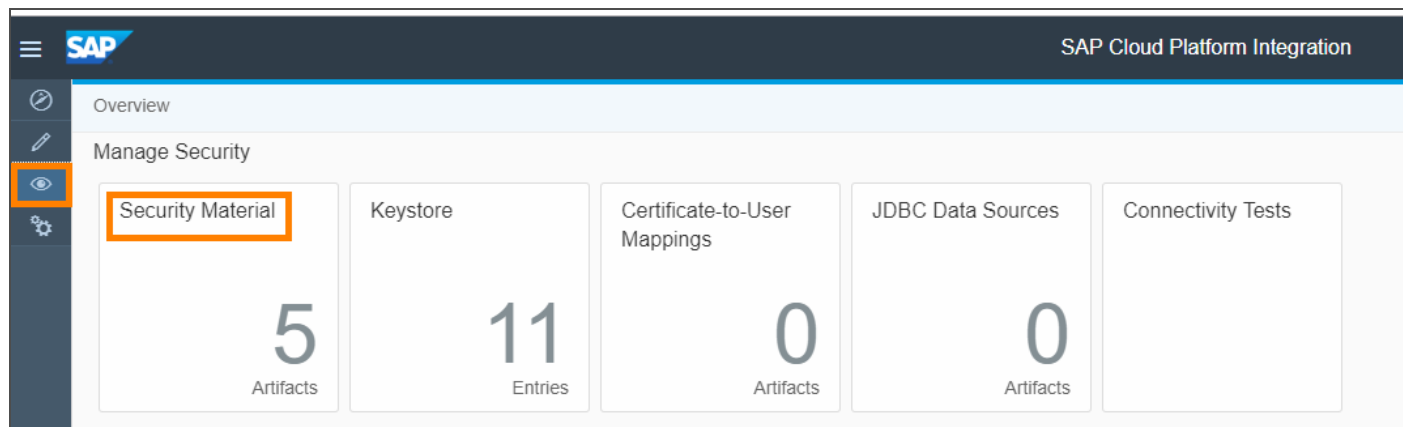
OAUTH_TAXENGINE

Alias Name for Credential stored for ONESOURCE in SAP Cloud Integration.

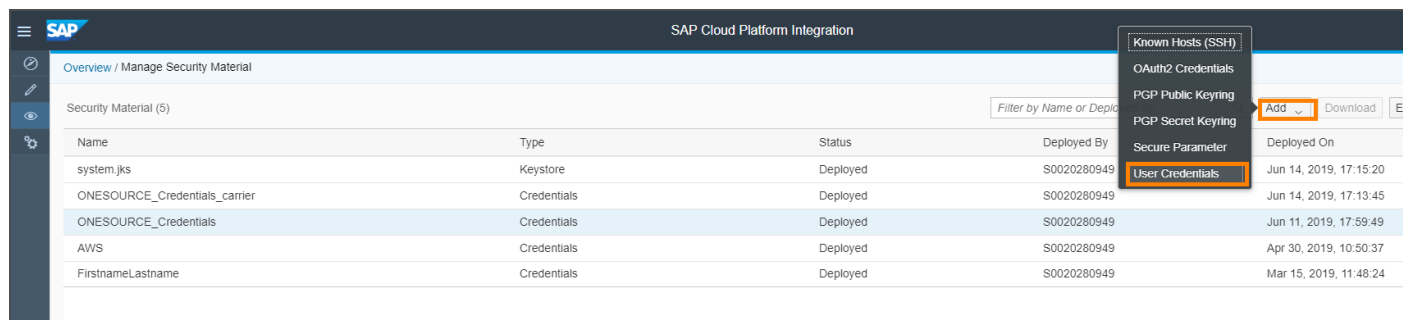
In Operations View Under Manage Security Choose Security Material Tile

Store a new credential with name as ONESOURCE_Credentials.

This is a one-time activity and need not be repeated for each iFlow.

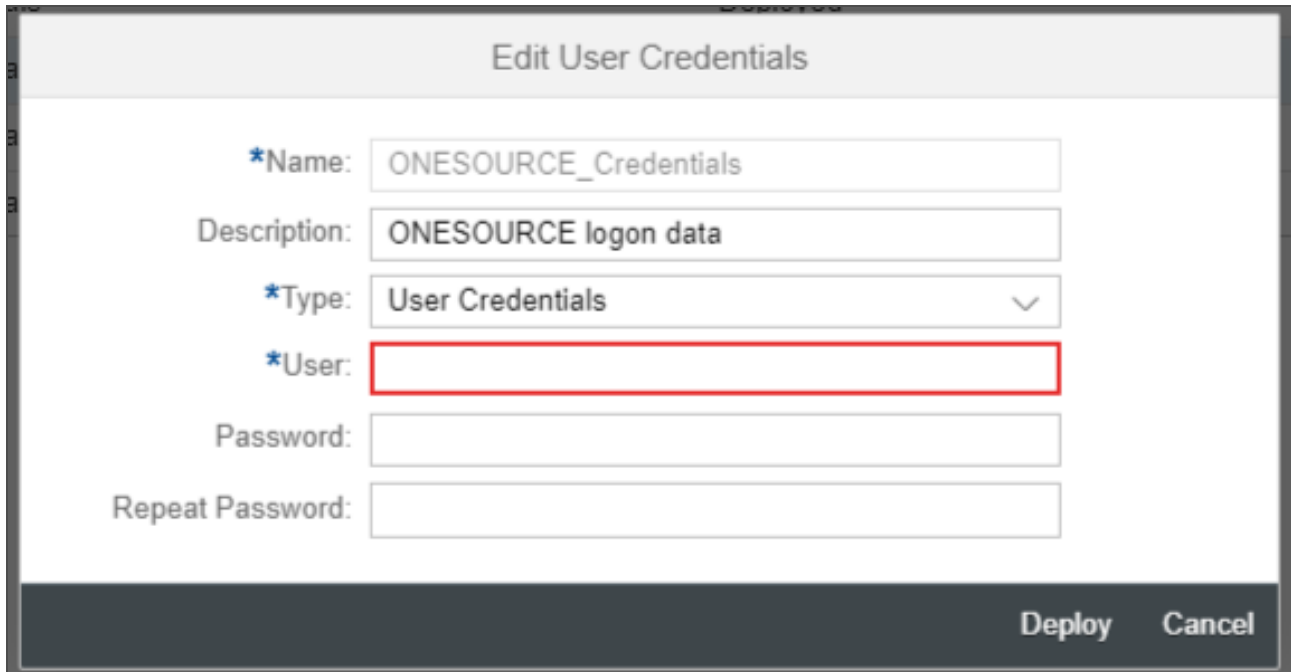


Choose User Credentials



Name it as ONESOURCE_Credentials

Use the User name and Password for ONESOURCE Tax Engine



The screenshot shows a dialog box titled "Edit User Credentials". It contains the following fields and values:

- *Name: ONESOURCE_Credentials
- Description: ONESOURCE logon data
- *Type: User Credentials (dropdown menu)
- *User: (empty field, highlighted with a red border)
- Password: (empty field)
- Repeat Password: (empty field)

At the bottom right of the dialog, there are two buttons: "Deploy" and "Cancel".

ONESOURCE_RECEIVER

Add the ONESOURCE URL for ONESOURCE Determination Tax Engine.

External Company PREPEND

External Company Prepend is an identifier which will be provided to you by your ONESOURCE Indirect Tax implementation team.

For EXTERNAL COMPANY PREPEND there is a new XML tag which will be added to the message from S/4 HANA Cloud.

This is a constant and can be configured in individual iFlows by customer.

To configure this, choose the Configurable Field called ONESOURCE_PREPEND and enter the EXTERNAL COMPANY PREPEND here.

This is a mandatory field and needs a value.

Integration Flow	
General Runtime Configuration Error Configuration Resources Externalized Parameters Problems	
Name	Value
Endpoint_from_S4HC	/TaxCalc
issuer	cn=digicert baltimore ca-2 g2,ou=www.digicert.com,o=digicert inc,c=us
OAUTH_TAXENGINE	ONESOURCE_Credentials
ONESOURCE_PREPEND	INTSAPDEV_
ONESOURCE_RECEIVER	https://usapi-sap-dev-use1.3300.aws.thomsonreuters.com/SapSoapIntegration/2018-1...
Request	true
Response	true
Subject	cn=my302840d.s4hana.ondemand.com,ou=sap cloud managed services,o=sap se,l=w...

Groovy Script to add the ONESOURCE_PREPEND value is called ModifyMessage.

Prepend Groovy Script

```
import com.sap.gateway.ip.core.customdev.util.Message
import groovy.xml.XmlUtil
import groovy.util.*

def Message processData(Message message) {

    def messageText = message.getBody(java.lang.String) as String
    def messageLog = messageLogFactory.getMessageLog(message)
    if(messageLog != null){
        //Body with new attributes
        def root = new XmlParser().parseText(messageText)
        //Get properties
        def Properties = message.getProperties()
        def Prepend = Properties.get("EXTERNAL_COMPANY_PREPEND")
        root.appendNode("EXTERNAL_COMPANY_PREPEND", [:], Prepend)
        rootxml = XmlUtil.serialize(root)
        message.setBody(rootxml)

    }
    return message
}
```

The Request from SAP XML has a new TAG called <EXTERNAL_COMPANY_PREPEND> which shows the value stored in ONESOURCE_PREPEND.

Overview / Monitor Message Processing / Message Processing Log Attachments

Artifact Name: ONESOURCE_USTaxAPI_Update Status: Completed Processing Time: 600 ms
 Last Updated at: Sep 05, 2019, 09:22:15 Log Level: Info

Log Request from SAP: Response from Tax Engine:

```

<INTERF_VERSION>TAXDOC00</INTERF_VERSION>
<SYST_NAME>QVZ</SYST_NAME>
<CLIENT>100</CLIENT>
<COMP_CODE>1710</COMP_CODE>
<TID>0AB41C584EC05D710C060001</TID>
<DOC_NUMBER>1700000002 </DOC_NUMBER>
<CURRENCY>USD</CURRENCY>
<CURR_DEC>002</CURR_DEC>
<TXJCD_L1>04</TXJCD_L1>
<TXJCD_L2>05</TXJCD_L2>
<TXJCD_L3>04</TXJCD_L3>
<TXJCD_L4>01</TXJCD_L4>
<TAX_PER_ITEM>X</TAX_PER_ITEM>
<NR_LINE_ITEMS>000001</NR_LINE_ITEMS>
</UPDATE_HEADER>
<UPDATE_ITEM>
  <ITEM_NO>000001</ITEM_NO>
  <POS_NO>000001</POS_NO>
  <COUNTRY>US</COUNTRY>
  <QUANTITY> 0</QUANTITY>
  <APAR_IND>V</APAR_IND>
  <TAX_TYPE>1</TAX_TYPE>
  <TAX_DATE>2019-09-05</TAX_DATE>
  <TXJCD_ST>USGA30315XXXX0</TXJCD_ST>
  <TXJCD_SF>USGA6000272020</TXJCD_SF>
  <TXJCD_POA>USGA6000272020</TXJCD_POA>
  <TXJCD_POO>USGA30315XXXX0</TXJCD_POO>
  <AMOUNT> 100000</AMOUNT>
  <GROSS_AMOUNT> 100000</GROSS_AMOUNT>
  <FREIGHT_AM> 0</FREIGHT_AM>
  <EXEMPT_AMT> 0</EXEMPT_AMT>
  <REP_DATE>2019-09-05</REP_DATE>
  <CREDIT_IND>1</CREDIT_IND>
  <ACCNT_NO>0017300001</ACCNT_NO>
  <COST_OBJECT>0017101101</COST_OBJECT>
  <POPUP_FIELDS>
    <TAX_POPUP_FIELDS_S>
      <WBS_ELEMENT>00000000</WBS_ELEMENT>
    </TAX_POPUP_FIELDS_S>
  </POPUP_FIELDS>
  <EXTERNAL_COMPANY_PREPEND>INTSAPDEV </EXTERNAL_COMPANY_PREPEND>
</UPDATE_ITEM>
</NR_LINE_ITEMS_UPDATE_SEND>

```

ONESOURCE Custom logs

ONESOURCE has its own logs feature. These logs are optional and can be turned off.

These logs are in addition to standard logs that are generated by SAP Cloud Integration itself.

ONESOURCE logs are controlled by configurable flags called Request and Response.

Integration Flow	
name	value
Endpoint_from_S4HC	/TaxCalc
issuer	cn=digicert baltimore ca-2 g2,ou=www.digicert.com,o=digicert inc,c=us
OAuth_TAXENGINE	ONESOURCE_Credentials
ONESOURCE_PREPEND	INTSAPDEV_
ONESOURCE_RECEIVER	https://usapi-sap-dev-use1.3300.aws.thomsonreuters.com/SapSoapIntegrati...
Request	true
Response	true
Subject	cn=my302840d.s4hana.ondemand.com,ou=sap cloud managed services,o=...

Request When the value is set to 'true' Then "Request from SAP:" log is saved in attachment section.

Attachments			
Name	Modified At	Size	Actions
Request from SAP: text/plain	Jul 19, 2019, 09:46:40	2 KB	↓

Similarly, for Response Logs

Response When the value is set to 'true' Then "Response from Tax Engine:" log is saved in attachment section.

Attachments				
Name	Type	Modified At	Size	Actions
Request from SAP:	text/plain	Aug 02, 2019, 08:43:19	4 KB	↓
Response from Tax Engine:	text/plain	Aug 02, 2019, 08:43:24	3 KB	↓

Groovy Scripts for ONESOURCE logs

Request From SAP

```
import com.sap.gateway.ip.core.customdev.util.Message
def Message processData(Message message) {
    def messageLog = messageLogFactory.getMessageLog(message)
    def Properties = message.getProperties()
    def Logging = Properties.get("Enable_Logging_Request")
    if(messageLog != null && Logging == 'true'){
        def messageText = message.getBody(java.lang.String) as String
        messageLog.setStringProperty("Log 1", "Printing Payload As Attachment")
        messageLog.addAttachmentAsString("Request from SAP:", messageText, "text/plain")
    }
    return message
}
```

Response from Tax Engine

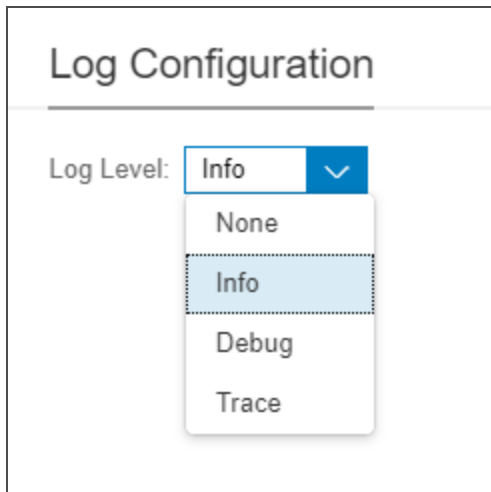
```
import com.sap.gateway.ip.core.customdev.util.Message
import java.util.HashMap
def Message processData(Message message) {
    def messageText = message.getBody(java.lang.String) as String
    def messageLog = messageLogFactory.getMessageLog(message)
    def Properties = message.getProperties()
    def Logging = Properties.get("Enable_Logging_Response")
    if(messageLog != null && Logging == 'true'){
        messageLog.setStringProperty("Log 2", "Printing Payload As Attachment")
        messageLog.addAttachmentAsString("Response from Tax Engine:", messageText,
        "text/plain")
    }
    return message
}
```

Standard SAP Cloud Integration logs are at four levels

Reference Link from SAP:

<https://help.sap.com/viewer/368c481cd6954bd5d0435479fd4eaf/Cloud/en-US/4e6d3fc3f34544f6ac5289268b653ad1.html>

These log levels can be set for each Integration Flow.



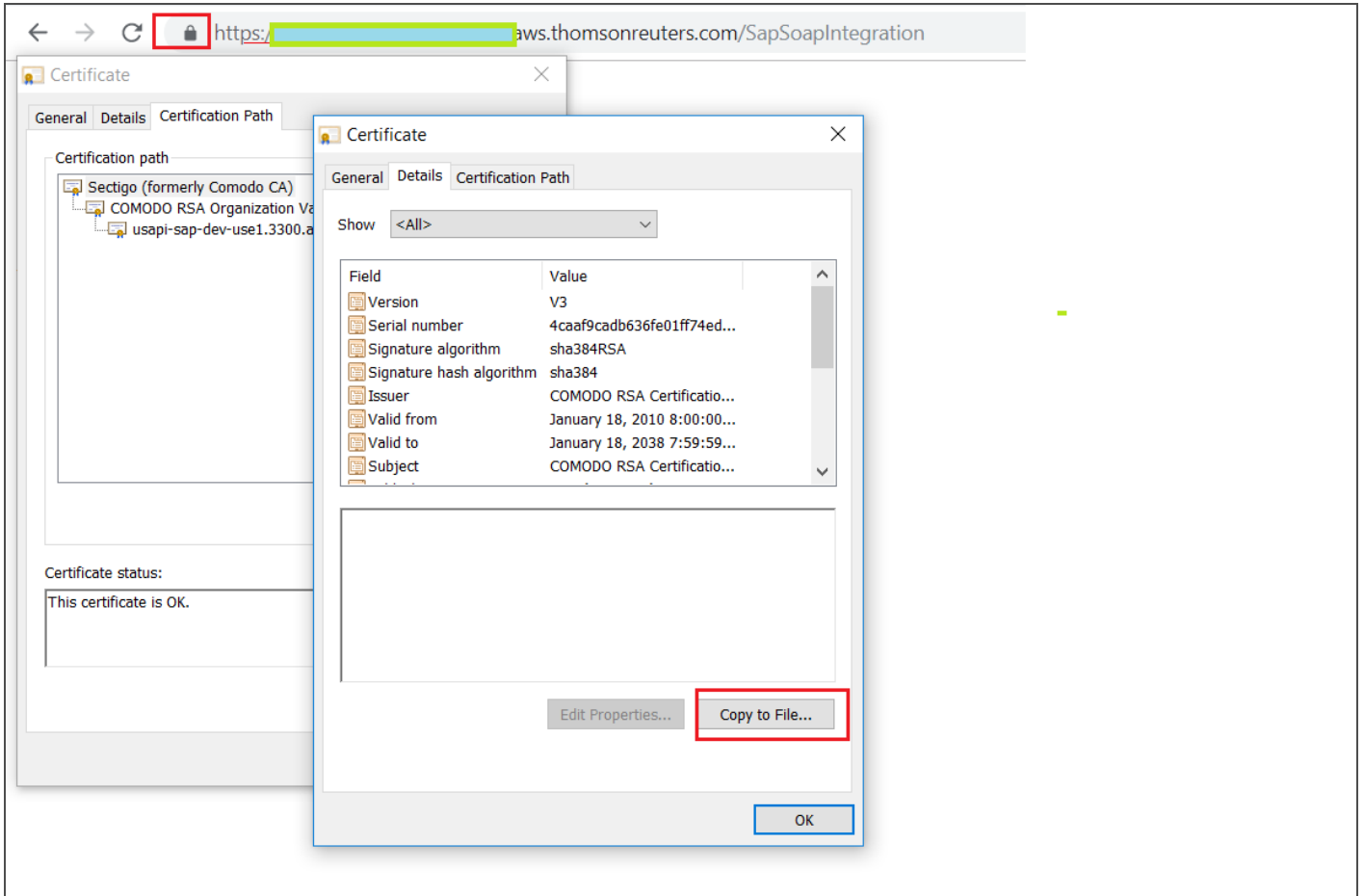
You can choose the following log levels:

1. None: No Data is recorded during message processing and no data is shown in data monitoring.
2. Info: Basic information is recorded during message processing. The header is always displayed and in case of failed messages, additional detailed information about the last 50 steps is retained and displayed in the message processing log.
3. Debug: Detailed information is recorded for all steps during message processing. The header and additional information about the last 100 steps are displayed in the message processing log.
4. Trace: Detailed information is recorded for all steps and in addition, the message content is tracked. The trace function expires after a certain time (default value: 10 minutes). After expiry the log level switches back to the log level set before. The recorded message content is also retained for a certain time (default value: 1 hour).

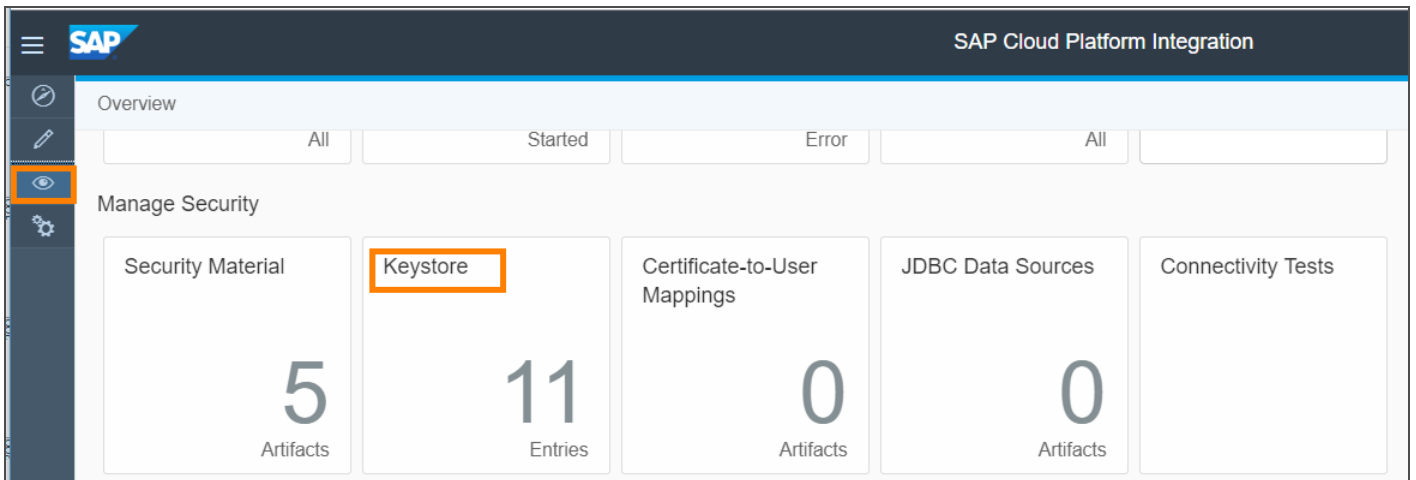
Store ONESOURCE Certificate in KeyStore

This is a one-time activity and need not be repeated for each iFlow.

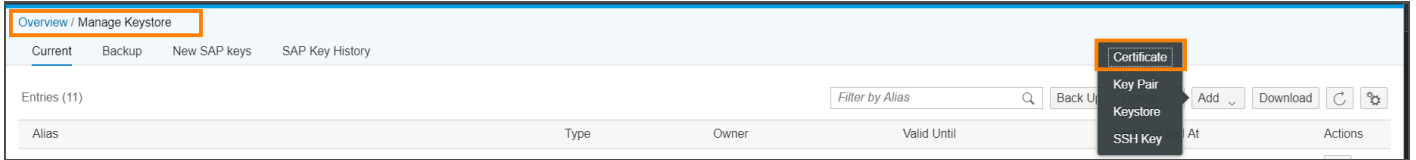
Download the SSL Certificate from ONESOURCE URL by clicking on Lock Icon in the address bar.



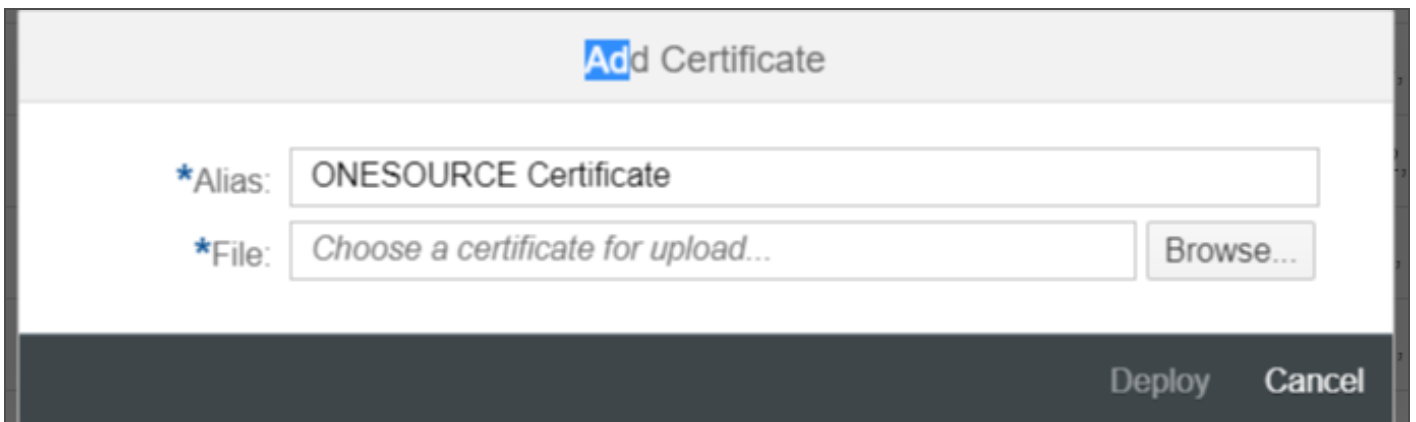
In Operations View under Manage Security choose Keystore Tile.



Click on Add Button and Choose the Certificate Option.



Alias can be ONESOURCE Certificate. Choose the SSL Certificate from ONESOURCE URL using Browse and Hit Deploy.




Deploy the iFlows



Save and deploy the iFlows. Make sure the Integration Flow is deployed successfully.



ONESOURCE_USTaxAPI _Calculate_ Tax Restart Undeploy Download



Deployed On: Jul 29, 2019, 13:51:56 ID: ONESOURCE_USTaxAPI__Calculate_Tax_copy
Deployed By: S0020280949 Version: 1.2

[Endpoints](#) [Status Details](#) [Artifact Details](#) [Log Configuration](#)

<https://p250038-iflmap.hcisbp.us3.hana.ondemand.com/cxf/TaxCalc> 

WSDL  

WSDL for ABAP consumer  

WSDL without policies  

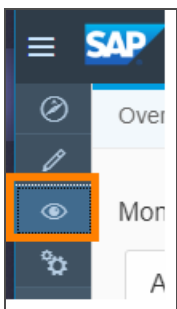
Status Details

The Integration Flow is deployed successfully.

Executing and Testing

Run a few sample tax calculation scenarios from S/4HANA Cloud and check the message processing log section.

Under Operations View...



...check the Monitor Message Processing section.

Overview / Monitor Message Processing

Time: Status: Artifact: or

Aug 08, 2019, 12:51:48 - Aug 09, 2019, 12:51:48

Messages (5) « < 1 / 1 > » ↻

Artifact Name	Status
ONESOURCE_USTaxAPI_Determine_Jurisdiction Aug 09, 2019, 06:47:49	Completed 4 sec 110 ms
ONESOURCE_USTaxAPI_Determine_Jurisdiction Aug 08, 2019, 15:13:52	Completed 763 ms
ONESOURCE_USTaxAPI_Calculate_Tax Aug 08, 2019, 15:12:12	Completed 2 sec 997 ms
ONESOURCE_USTaxAPI_Calculate_Tax Aug 08, 2019, 14:56:59	Completed 2 sec 123 ms
ONESOURCE_USTaxAPI_Determine_Jurisdiction Aug 08, 2019, 13:21:18	Completed 940 ms

ONESOURCE_USTaxAPI_Calculate_Tax Last Updated at: Aug 08, 2019, 15:12:12

Status Properties Logs Attachments

Message processing completed successfully.

Processing Time: 2 sec 997 ms

Properties

Message ID: AF1MdAnn8jwBoKhKl4SRP2fBgsC-
 Correlation ID: AF1MdAkwXenvzF3l00jO1vx73NNu
 Sender: SAP_S4CLD_SOAP_From_S4HanaCloud
 Receiver: ONESOURCE_Determination_Soap_To_ONESO...

Artifact Name: [ONESOURCE_USTaxAPI_Calculate_Tax](#)
 Artifact ID: ONESOURCE_USTaxAPI_Calculate_Tax_copy
 Artifact Type: Integration Flow