



Integration Guide | PUBLIC
2022-07-29

Updating Certificates for SAP Document and Reporting Compliance for Portugal (S/4HANA Cloud)

Content

- 1 Introduction 3
- 2 Uploading Key Pairs and Private Keys 4
- 3 Updating Public Key 5

1 Introduction

You already use SAP Cloud Integration to establish the communication with external systems and transfer to them the electronic documents you have created using the SAP Document and Reporting Compliance for Portugal.

This guide shows you the steps to update the certificates provided by the Portuguese tax authorities in your solution.

2 Uploading Key Pairs and Private Keys

Context

You deploy the key pairs to the SAP Cloud Integration (if you were onboarded before July 2020)/SAP Integration Suite tenants. You need separated key pairs for testing and production environments.

Procedure

1. Request the private keys for test and productive environments: `edocumentportugaltestdgita.p12` and `edocumentportugalproddgita.p12`. For that, open a customer incident under the `CA-GTF-CSC-EDO-PT` component.
2. Optional: We recommend to back up the key pairs currently in use. In the *Keystore*, go to **Operations** > *Keystore*, select one file and choose **Action** > *Download*. Alternatively, you can back up the whole keystore by choosing the *Back Up* button in the same screen.
3. Delete the old key pairs. In the *Keystore*, go to **Operations** > *Keystore*, select one file (for example, `edocumentportugaltestdgita`) and choose **Action** > *Delete*. Repeat it for the production and test key pairs you need to replace.
4. Upload the new private key in the *Keystore* app. Go to **Operations View** > *Keystore* > **Add** > *Key Pair*.

You must upload the `edocumentportugaltestdgita.p12` and `edocumentportugalproddgita.p12` files to the keystore of the tenant. Create the alias for the key pair according to the following naming convention:

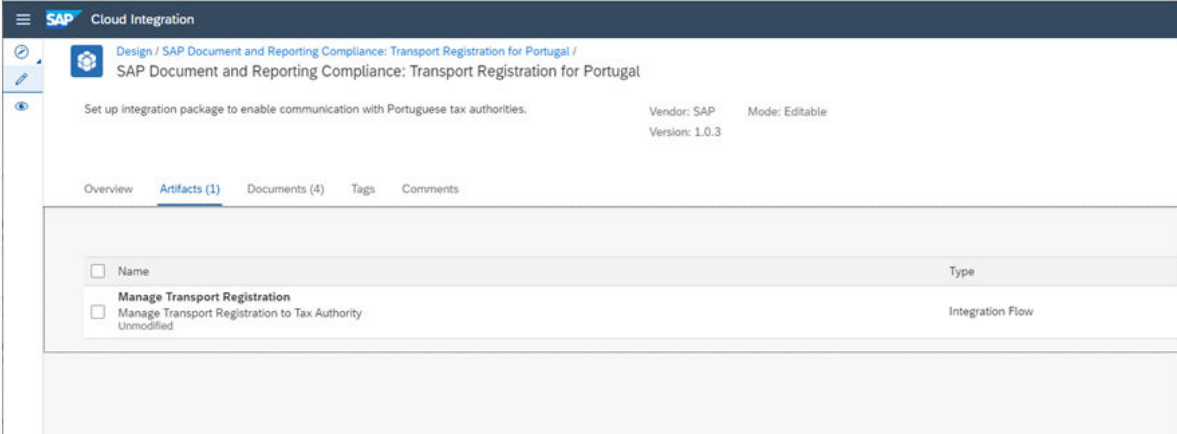
Value	Description
<code>edocumentportugaltestdgita</code>	Test environment
<code>edocumentportugalproddgita</code>	Production environment

3 Updating Public Key

You upload the iFlow with the new key pairs and the system automatically updates the public key.

Procedure

Update the iFlow with the new private keys. Go to your implementation package. In the *Artifact* tab, select the *Manage Transport Registration* artifact (it shows "Update Available") choose ► *Actions* ► *Update* ▾. The public key is automatically updated when you update the artifact.





Important Disclaimers and Legal Information

Hyperlinks

Some links are classified by an icon and/or a mouseover text. These links provide additional information.

About the icons:

- Links with the icon : You are entering a Web site that is not hosted by SAP. By using such links, you agree (unless expressly stated otherwise in your agreements with SAP) to this:
 - The content of the linked-to site is not SAP documentation. You may not infer any product claims against SAP based on this information.
 - SAP does not agree or disagree with the content on the linked-to site, nor does SAP warrant the availability and correctness. SAP shall not be liable for any damages caused by the use of such content unless damages have been caused by SAP's gross negligence or willful misconduct.
- Links with the icon : You are leaving the documentation for that particular SAP product or service and are entering a SAP-hosted Web site. By using such links, you agree that (unless expressly stated otherwise in your agreements with SAP) you may not infer any product claims against SAP based on this information.

Videos Hosted on External Platforms

Some videos may point to third-party video hosting platforms. SAP cannot guarantee the future availability of videos stored on these platforms. Furthermore, any advertisements or other content hosted on these platforms (for example, suggested videos or by navigating to other videos hosted on the same site), are not within the control or responsibility of SAP.

Beta and Other Experimental Features

Experimental features are not part of the officially delivered scope that SAP guarantees for future releases. This means that experimental features may be changed by SAP at any time for any reason without notice. Experimental features are not for productive use. You may not demonstrate, test, examine, evaluate or otherwise use the experimental features in a live operating environment or with data that has not been sufficiently backed up.

The purpose of experimental features is to get feedback early on, allowing customers and partners to influence the future product accordingly. By providing your feedback (e.g. in the SAP Community), you accept that intellectual property rights of the contributions or derivative works shall remain the exclusive property of SAP.

Example Code

Any software coding and/or code snippets are examples. They are not for productive use. The example code is only intended to better explain and visualize the syntax and phrasing rules. SAP does not warrant the correctness and completeness of the example code. SAP shall not be liable for errors or damages caused by the use of example code unless damages have been caused by SAP's gross negligence or willful misconduct.

Bias-Free Language

SAP supports a culture of diversity and inclusion. Whenever possible, we use unbiased language in our documentation to refer to people of all cultures, ethnicities, genders, and abilities.

© 2022 SAP SE or an SAP affiliate company. All rights reserved.

No part of this publication may be reproduced or transmitted in any form or for any purpose without the express permission of SAP SE or an SAP affiliate company. The information contained herein may be changed without prior notice.

Some software products marketed by SAP SE and its distributors contain proprietary software components of other software vendors. National product specifications may vary.

These materials are provided by SAP SE or an SAP affiliate company for informational purposes only, without representation or warranty of any kind, and SAP or its affiliated companies shall not be liable for errors or omissions with respect to the materials. The only warranties for SAP or SAP affiliate company products and services are those that are set forth in the express warranty statements accompanying such products and services, if any. Nothing herein should be construed as constituting an additional warranty.

SAP and other SAP products and services mentioned herein as well as their respective logos are trademarks or registered trademarks of SAP SE (or an SAP affiliate company) in Germany and other countries. All other product and service names mentioned are the trademarks of their respective companies.

Please see <https://www.sap.com/about/legal/trademark.html> for additional trademark information and notices.