SAP S/4HANA Cloud Public Edition Integration with BigCommerce Configuration Guide

For SAP Integration Suite

Version 1.0.0 – August 2025

1. Introduction 3
1.1 Coding Samples 3
1.2 Internet Hyperlinks 3
2. Overview 3
3. Preparing the Systems for Integration 4
4. Configuration 6
4.1 BigCommerce Adapter Installation 6
4.2 Configuration in SAP S/4HANA Cloud Public Edition 6
4.2.1 Create Technical Communication User 6
4.3 Configuration in SAP Integration Suite 7
4.3.1 Create SAP S/4HANA Cloud Security Material 7
4.3.2 Replicate Product Price and Discount from S4HANA Cloud Public Edition to BigCommerce ... 8
4.3.3 Replicate Product Stock Availability from SAP S4HANA Cloud to BigCommerce 22
4.3.4 Replicate Products From SAP S4HANA Cloud to BigCommerce 37
4.3.5 Replicate B2C Customers from BigCommerce to SAP S4HANA Cloud 47
4.3.6 Replicate Orders from BigCommerce to SAP S4HANA Cloud Public Edition 56
4.3.7 Replicate Delivery Details from SAP S4HANA Cloud Public Edition to BigCommerce 81
4.3.8 Replicate Order Returns from BigCommerce to SAP S4HANA Cloud Public Edition 87
4.3.9 Replicate Order Cancellation from BigCommerce to SAP S4HANA Cloud Public Edition 94

1. Introduction

This is the official guide for the configuration of SAP S/4HANA Cloud Public Edition Integrations with BigCommerce for SAP Integration Suite. The document discusses the most important configuration steps needed to deploy the Integration Flows.

Read this guide carefully before configuring the integration content.

1.1 Coding Samples

Any software coding and/or code lines/strings ("Code") included in this documentation are only examples and are not intended to be used in a productive system environment. The Code is only intended to better explain and visualize the syntax and phrasing rules of certain coding. We do not guarantee the correctness and completeness of the Code given herein.

1.2 Internet Hyperlinks

The documentation may contain hyperlinks to the Internet. These hyperlinks are intended to serve as a hint about where to find related information. We do not guarantee the availability and the correctness of this related information or the ability of this information to serve a particular purpose.

2. Overview

The integration of SAP S/4HANA Cloud Public Edition and BigCommerce processes can be customized. It is expected that you will customize the process as per your business requirements. Adjustments can be made to different components, including:

- Adjustment to the Integration Flows' Externalized Parameters
- Adjustment to the Message Mapping steps to reflect possible customizations

The Integration content for SAP Integration Suite for the "SAP S/4HANA Cloud Public Edition Integration with BigCommerce" enables the synchronization of data and supports the automation of business processes. The Integration Content is tailored for B2C processes. Information is retrieved and pushed from/to SAP S/4HANA Cloud Public Edition through the OData Adapter. Data transformations and business logic are executed within the Integration Flows. Data is sent to/pulled from BigCommerce using the BigCommerce Adapter.

3. Preparing the Systems for Integration

To configure the integration content using this guide, you need to have access and authorizations to the systems listed below.

Access required:

- SAP S/4HANA Cloud Public Edition
- SAP Integration Suite
- BigCommerce Store

Authorization required:

- SAP S/4HANA Cloud Public Edition
  - Appropriate authorizations for the technical user that will be used to connect to the SAP S/4HANA Tenant
  - The following communication arrangements are required
    - Delivery Processing Integration (SAP_COM_0106)
    - Sales Order Integration (SAP_COM_0109)
    - Product Integration (SAP_COM_0009)
    - Business Partner, Customer and Supplier Integration (SAP_COM_0008)
    - Material Stock Integration (SAP_COM_0164)
    - Pricing Data Integration (SAP_COM_0294)
    - Customer Return Integration (SAP_COM_0157)
- SAP Integration Suite
  - Appropriate authorizations for the SAP Integration Suite user
  - The following Role Collections are required
    - PI_Integration_Developer
    - PI_Business_Expert
    - PI_Administrator
- BigCommerce

- Follow the “BigCommerce Adapter” Setup Guides and ensure appropriate authorizations for access to BigCommerce Store-level API accounts.
- The BigCommerce Store-level API account is required to have the following scopes:
    - Content – modify
    - Checkout Content – read-only
    - Customers – modify
    - Customers login – none
    - Information & Settings – read-only
    - Marketing – modify
    - Orders – modify
    - Order transactions – modify
    - Create payments – none
    - Get payment methods – read-only
    - Stored Payment Instruments – read-only
    - Products - modify
    - Themes – none
    - Carts – read-only
    - Checkouts – read-only
    - Sites & routes – none
    - Channel settings – read-only
    - Channel listings – read-only
    - Store logs – read-only
    - Store Locations - modify
    - Store Inventory - modify
    - Fulfilment methods - modify
    - Order Fulfillment – modify
    - Metafiled Ownership - manage
    - Metafield Access – full

4. Configuration

SAP S/4HANA Cloud Public Edition, BigCommerce and SAP Integration Suite need to be configured and prepared before the Integration Content package can be configured and deployed. Follow the steps in the following sections.

4.1 BigCommerce Adapter Installation

Installing the BigCommerce Adapter is a prerequisite to use the Integration Content. For adapter installation, refer to “BigCommerce Adapter Guide” and the “BigCommerce Adapter Installation Guide”.

4.2 Configuration in SAP S/4HANA Cloud Public Edition

This section describes the mandatory configurations needed to be performed in the SAP S/4HANA Cloud Public Edition before you can start implementing the configuration for the BigCommerce API and configuring the Integration Content in the SAP Integration Suite. Follow the steps mentioned in the following sub-sections.

4.2.1 Create Technical Communication User

A Technical Communication User is required to call OData services in SAP S/4HANA Cloud Public Edition from SAP Integration Suite. Communication Users in SAP S/4HANA Cloud are used for inbound communication and for processing messages in the system.

Refer to the official documentation for creating the communication system, communication user and communication arrangements - https://help.sap.com/docs/SAP_S4HANA_CLOUD/0f69f8fb28ac4bf48d2b57b9637e81fa/2e84a10c430645a88bdbfaaa23ac9ff7.html?locale=en-US

The default configuration for the Integration Flows is with Basic Authentication.

The following communication arrangements must be enabled

- Delivery Processing Integration (SAP_COM_0106)
- Sales Order Integration (SAP_COM_0109)
- Product Integration (SAP_COM_0009)
- Business Partner, Customer and Supplier Integration (SAP_COM_0008)
- Material Stock Integration (SAP_COM_0164)
- Pricing Data Integration (SAP_COM_0294)

- Customer Return Integration (SAP_COM_0157)

4.3 Configuration in SAP Integration Suite

In this section, the settings of the Integration Flows are discussed, including prerequisites and Externalized Parameters.

4.3.1 Create SAP S/4HANA Cloud Security Material

After the configuration in SAP S/4HANA Cloud Public Edition is completed, the credentials obtained from the technical user there must be created as Security Materials in SAP Integration Suite.

1. Navigate to SAP Integration Suite
2. Navigate to “Monitor -> Integrations and APIs”
3. Navigate to “Security Material”
4. Create new “User Credentials”

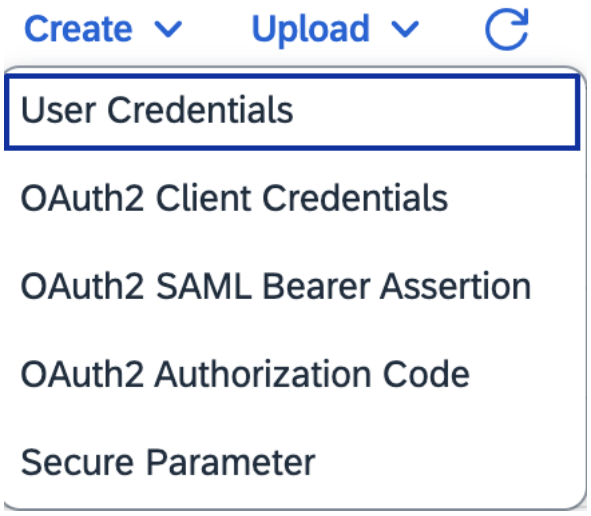

Figure 4.3.1 Creating new User Credentials for the SAP S/4HANA Cloud Connectivity

5. Configure the details for the communication user which has been created in SAP S/4HANA Cloud. Example configuration can be found in the following figure

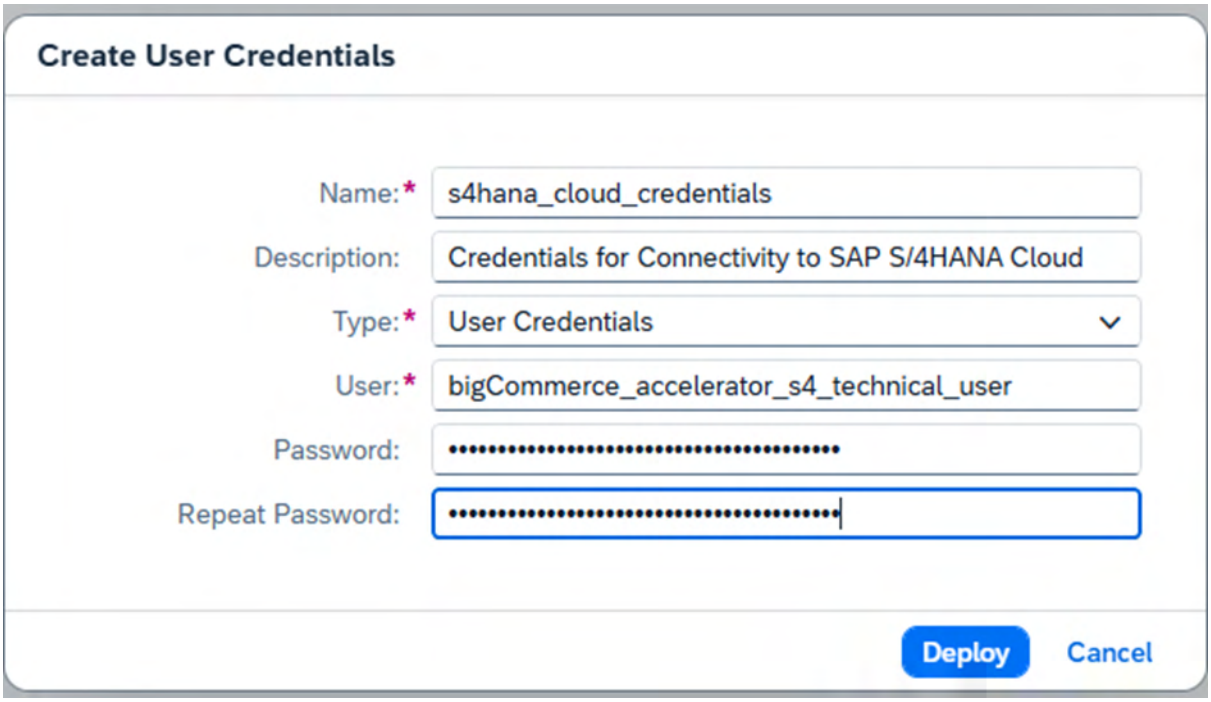

Figure 4.3.2 Sample Values for creating new User Credentials for the SAP S/4HANA Cloud Connectivity

6. Click “Deploy”
7. Proceed to Configuration of the Integration Flows

4.3.2 Replicate Product Price and Discount from S4HANA Cloud Public Edition to BigCommerce

This integration flow consists of 2 integration processes. The first allows replication/update of product prices and discounts from SAP S/4HANA Cloud Public Edition to BigCommerce. It is scheduled based on business needs. The second flow allows replicating of a single product data passed by another iFlow.

The figure below depicts the business process that is implemented:

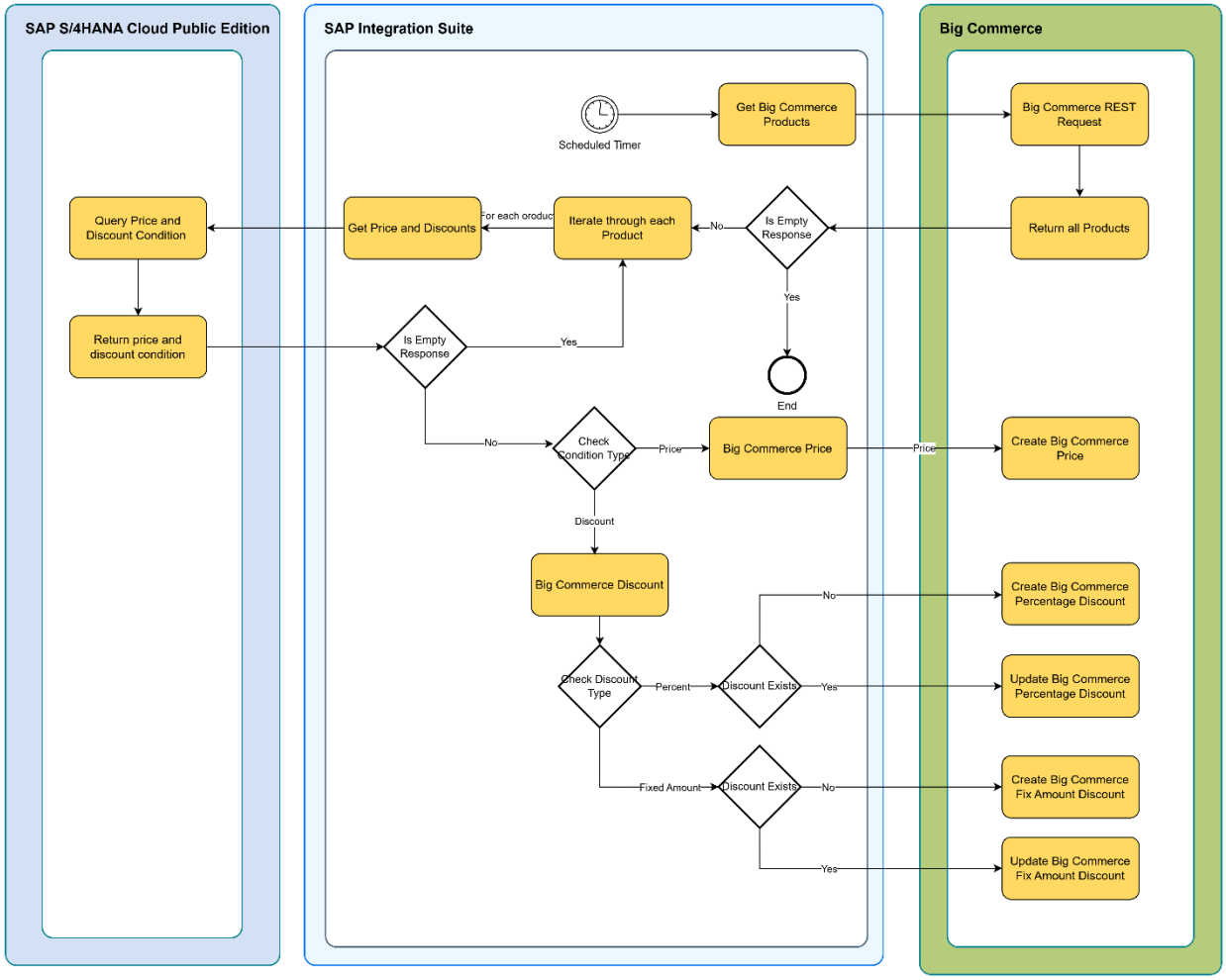

Figure 4.3.2.1 Replicate Product Price and Discount from SAP S4HANA Cloud Public Edition to BigCommerce

4.3.2.1 Prerequisite

The following actions must be taken as a prerequisite:

- Deploy the security artifacts that are required during the configuration of the Integration Content.
- Create or extend the Condition type configurations in SAP S/4HANA Cloud Public Edition which will support the needed capabilities.

4.3.2.2 Configuration

Follow the steps below to configure the Integration Flow:

1. Open the “Replicate Product Prices and Discounts from SAP S4HANA Cloud Public Edition to BigCommerce”

2. Configure the flow as follows:

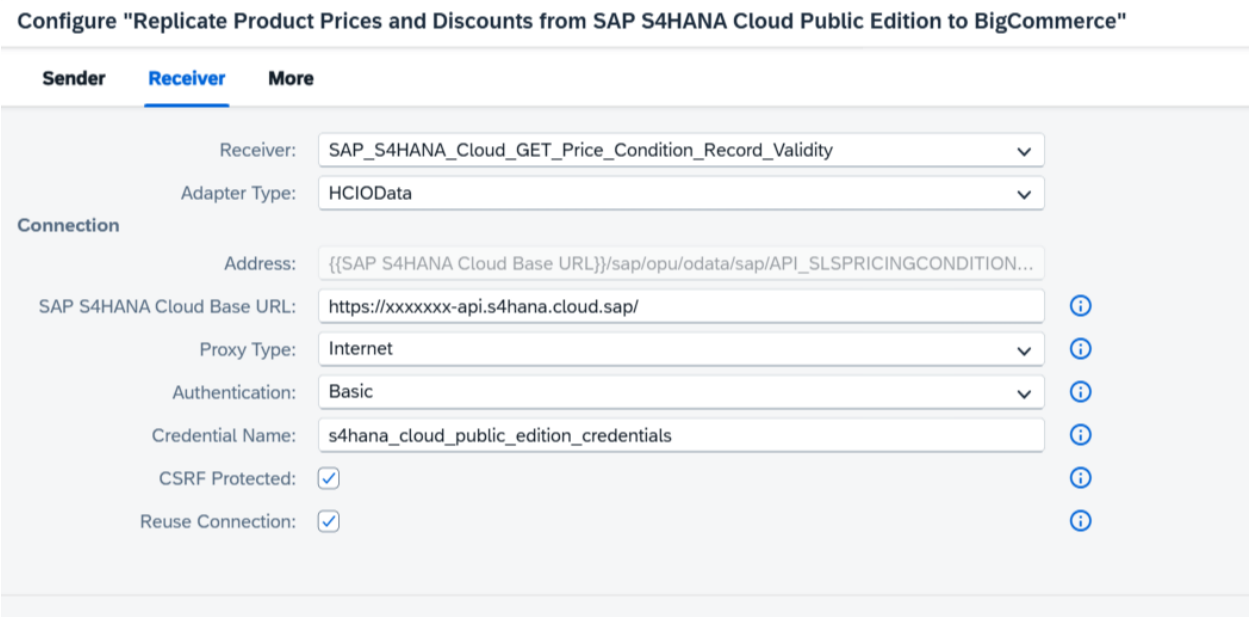

Figure 4.3.2.2.1 Configuring Replicate Product Prices and Discounts from SAP S4HANA Cloud Public Edition to BigCommerce Receivers SAP_S4HANA_Cloud

The description of each of the fields in Figure 4.3.2.2.1is presented in the table below.

Externalized Parameter	Description	Mandatory / Optional
SAP S/4HANA Cloud Base URL	Specify the SAP S/4HANA Cloud API Base URL Example: https://xxxxxxx-api.s4hana.cloud.sap/	M
Credential Name	Specify the name/alias of the deployed User Credentials Security Material that holds the username and password used to authenticate with SAP S/4HANA Cloud	M
Location ID	It is visible only when On-Premise is selected for Proxy type. Used to connect Cloud SAP Connector with your account.	O
Private Key Alias	It is visible only when Client Certificate is selected for Authentication. Enter the private key alias that enables the system to fetch the	O

	private key from the keystore for authentication.	

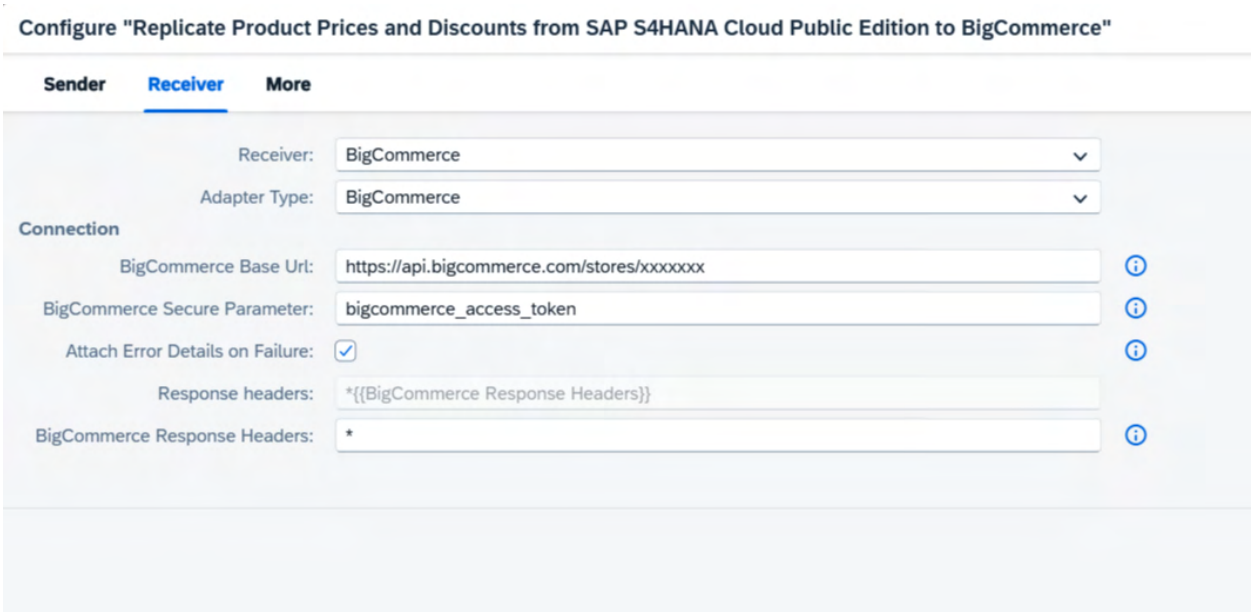

Figure 4.3.2.2.2 Configuring Replicate Product Prices and Discounts from SAP S4HANA Cloud Public Edition to BigCommerce Receivers BigCommerce

The description of each of the fields in Figure 4.3.2.2.2 is presented in the table below.

Externalized Parameter	Description	Mandatory / Optional
BigCommerce Base Url	Your BigCommerce Base Url. The store hash part can be extracted from the BigCommerce dashboard URL: https://store-XXXXXX.mybigcommerce.com/manage/dashboard Example of a valid value: https://api.bigcommerce.com/stores/abcdef1234	M
BigCommerce Secure Parameter	Specify the name of the deployed Secure Parameter that holds the access token used to authorize requests to BigCommerce	M
Attach Error Details on Failure	If selected, any errors encountered by the adapter will be output in a separate text attachment	O

	Default value: True	
BigCommerce Response Headers	Specify the accepted response headers. Use a pipe "|"-separated list. Using "*" will accept all response headers Default value: *	O

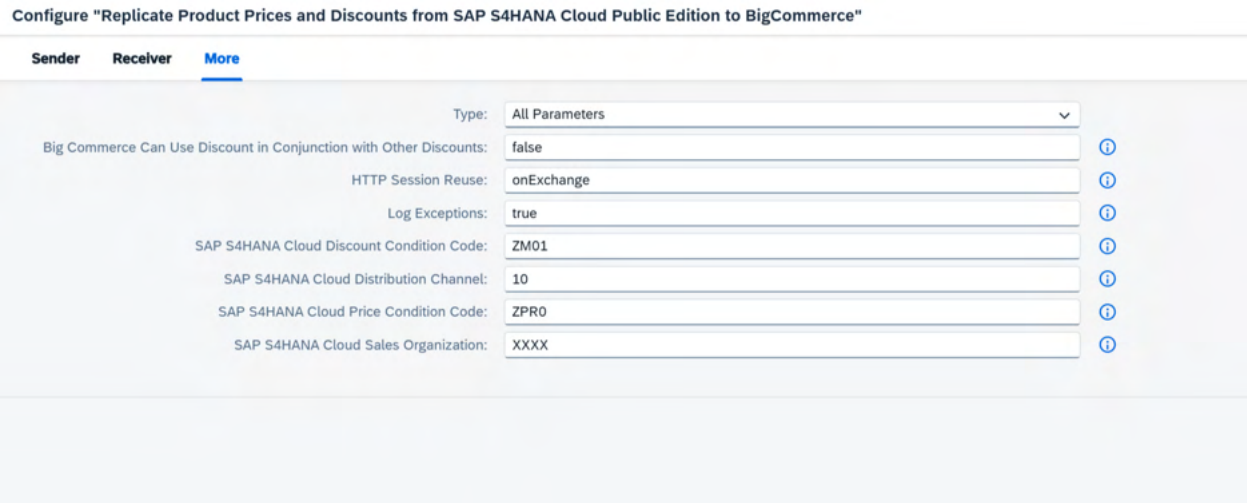

Figure 4.3.2.2.3 Configuring Replicate Product Prices and Discounts from SAP S4HANA Cloud Public Edition to BigCommerce More

The description of each of the fields in Figure 4.3.2.2.3 is presented in the table below.

Externalized Parameter	Description	Mandatory / Optional
BigCommerce Can Use Discount in Conjunction with Other Discounts	Specify whether product discounts can be used together with other product discounts in the shopping cart. Default value: false Valid values: true/false	O
HTTP Session Reuse	Configure the session handling scope for HTTP based endpoints.	O

	Choose one of the following options: • None - Session handling is switched off. • On Exchange - Each exchange corresponds to a single session (use this option for stateful services). • On Integration Flow - Only one session will be used across the whole integration flow (only use this option for stateless services). Default Value: On Exchange	
Log Exceptions	Indicates whether logging of Exceptions, as attachments, is enabled. Default Value: true Valid values: true/false	O
SAP S4HANA Cloud Discount Condition Code	This is the condition type that is used to find all product discounts in S4HANA Cloud Example of a valid value: ZM01	M
SAP S4HANA Cloud Distribution Channel	The Distribution Channel Example of a valid value: 10	M
SAP S4HANA Cloud Price Condition Code	This is the condition type that is used to find all product prices in S4HANA Cloud Example of a valid value: ZPR0	M
SAP S4HANA Cloud Sales Organization	This is the code of the Sales Organization Example of a valid value: 3810	M

3. Save and Deploy the flow

4. Configure SAP S/4HANA Cloud to work with the Condition Types needed:

Figure 4.3.2.2.4 Configuring Condition Type ZM01 in SAP S/4HANA Cloud

Configuration for Condition: **ZM01**

Parameter	Value
Condition class	A - Discount or Surcharges
Condition type	A - Percentage

Condition category	None (Empty)
Plus/Minus	positive and negative
Manual entries	C - Manual entry has priority
Header condition	No
Item condition	Yes
Amount/Percent	Yes

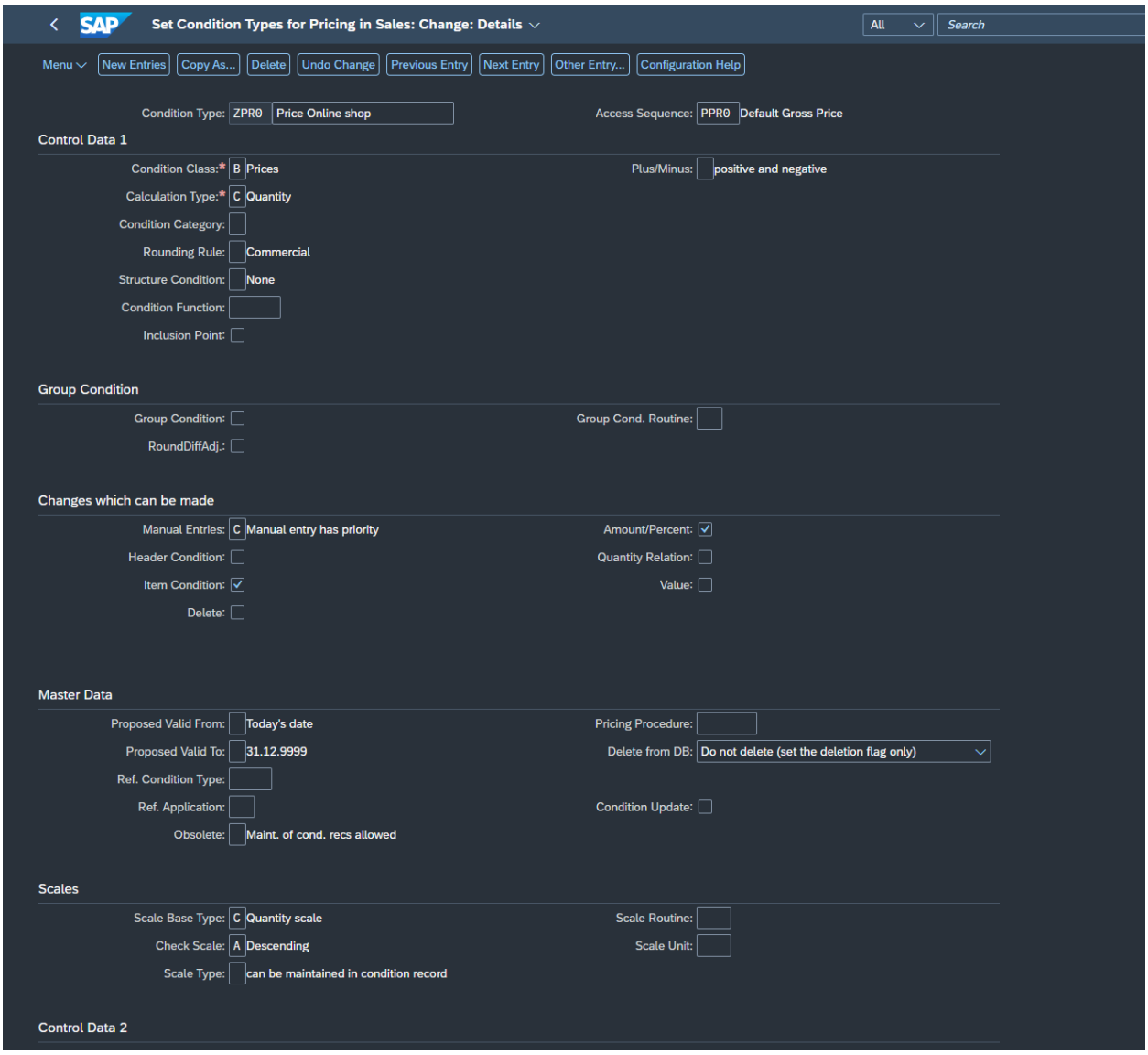

Figure 4.3.2.2.5 Configuring Condition Type ZPR0 in SAP S4HANA Public Cloud

Configuration for Condition: **ZPR0**

Parameter	Value
Condition class	B - Prices
Condition type	C - Quantity

Condition category	None (Empty)
Plus/Minus	positive and negative
Manual entries	C - Manual entry has priority
Header condition	No
Item condition	Yes
Amount/Percent	Yes

These are Custom condition types that businesses should either configure new or modify existing ones to comply with the expected configuration. The same configuration must be provided for the Condition types in the “Replicate Orders from BigCommerce to SAP S4HANA Cloud Public Edition” Integration Flow for the integration to work consistently.

5. Open the “Replicate All Product Prices and Discounts from SAP S4HANA Cloud Public Edition to BigCommerce”
6. Click on Configure
7. Configure the Timer as per the business operations

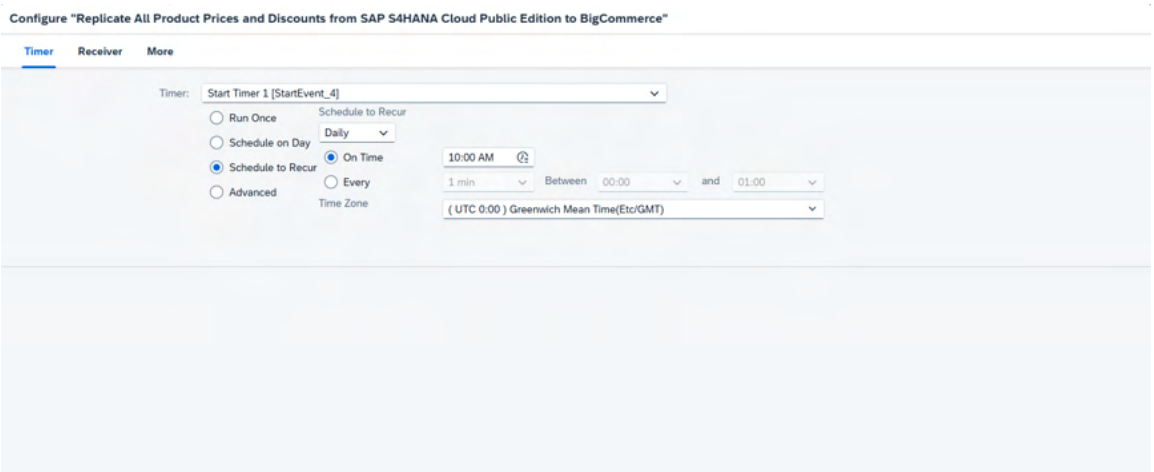

Figure 4.3.2.2.6 Configuring Replicate All Product Prices and Discounts from SAP S4HANA Cloud Public Edition to BigCommerce flow’s Timer

8. Configure the flow as follows:

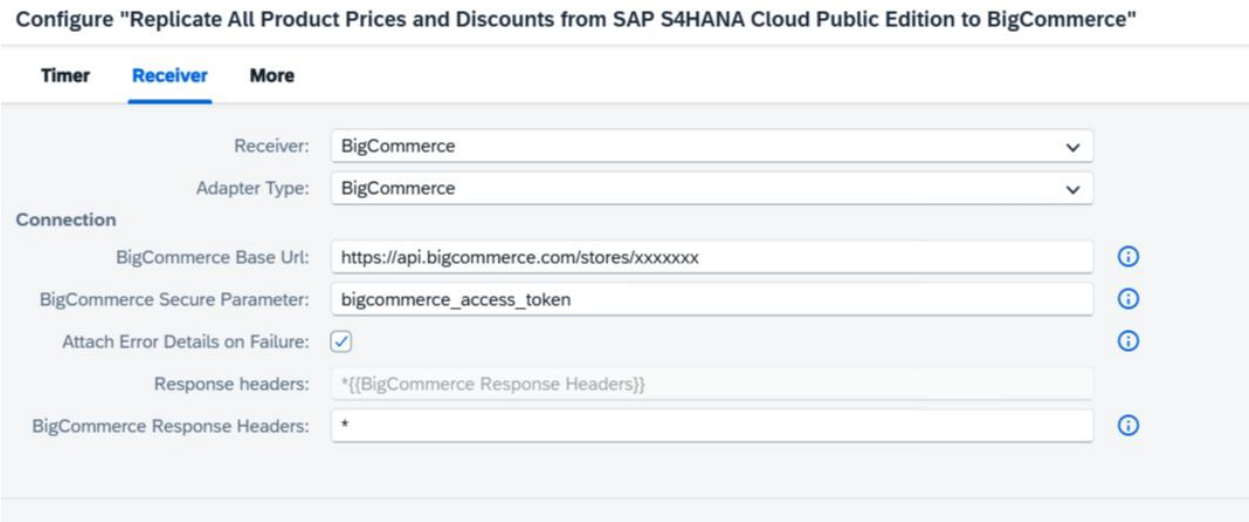

Figure 4.3.2.2.7 Configuring Replicate Product Prices and Discounts from SAP S4HANA Cloud Public Edition to BigCommerce Receivers BigCommerce

The description of each of the fields in Figure 4.3.2.2.7 is presented in the table below.

Externalized Parameter	Description	Mandatory / Optional
BigCommerce Base Url	Your BigCommerce Base Url. The store hash part can be extracted from the BigCommerce dashboard URL: https://store-XXXXXX.mybigcommerce.com/manage/dashboard Example of a valid value: • https://api.bigcommerce.com/stores/abcdef1234	M
BigCommerce Secure Parameter	Specify the name of the deployed Secure Parameter that holds the access token used to authorize with BigCommerce	M
Attach Error Details on Failure	If selected, any errors encountered by the adapter will be output in a separate text attachment Default value: True	O
BigCommerce Response Headers	Specify the accepted response headers. Use a pipe "|"-separated list. Using "*" will accept all response headers Default value: *	O

Figure 4.3.2.2.8 Configuring Replicate All Product Prices and Discounts from SAP S4HANA Cloud Public Edition to BigCommerce flow's More

The description of each of the fields in Figure 4.3.2.2.8 is presented in the table below. Please keep in mind that this is the "Timer" (Replicate All Product Prices and Discounts from SAP S4HANA Cloud Public Edition to BigCommerce) iFlow that will execute the second flow - Replicate Product Prices and Discounts from SAP S4HANA Cloud Public Edition to BigCommerce

Externalized Parameter	Description	Mandatory / Optional
Customer Post-Exit Flow Enabled	Indicates whether a custom Customer Post-Exit Flow is enabled. If this is enabled, the "CustomerPostExitFlow" Receiver must be configured. Valid values • true • false	O
Customer Pre-Exit Flow Enabled	Indicates whether a custom Customer Pre-Exit Flow is enabled. If this is enabled the "CustomerPreExitFlow" Receiver must be configured.	O

	Valid values • true • false	
Customer Post-Exit Flow	Link to the Customer Post-Exit Integration Flow. Mandatory in case “Customer Post-Exit Flow Enabled” is set to “true” Example for Valid Values: • /generic_post_exit_process_direct	O
Customer Pre-Exit Flow	Link to the Customer Pre-Exit Integration Flow. Mandatory in case “Customer Pre-Exit Flow Enabled” is set to “true” Example for Valid Values: • /generic_pre_exit_process_direct	O
Log Exceptions	Indicates whether logging of Exceptions, as attachments, is enabled. Default Value: true Valid values: • true • false	O
Last S4HANA Request Date	This Date is used to define boundaries for the first - Initial start for the replication flow. After the first start the flow will save the latest date automatically and will use it to determine the delta for materials extract. Valid Values are Dates in the following format: • YYYY-MM-DDTHH:MM:SS	O

	Example of a Valid Value • 1970-01-01T00:00:00	
BigCommerce Query Discounts Limit	This limit is used when we obtain information from BigCommerce and can affect performance. Example of a Valid Value: • 50	O
BigCommerce Query Products Limit	This limit is used when we obtain information from BigCommerce and can affect performance. Example of a Valid Value: • 50	O
HTTP Session Reuse	Configure the session handling scope for HTTP based endpoints. Choose one of the following options: • None - Session handling is switched off. • On Exchange - Each exchange corresponds to a single session (use this option for stateful services). • On Integration Flow - Only one session will be used across the whole integration flow (only use this option for stateless services). Default Value: On Exchange	O
Replicate Single Product Price and Discount Flow	Link to the Replicate Single Product Price and Discounts Integration Flow. Example for Valid Values: • /Replicate_Single_Product_Price_and_Discounts_BigCommerce	M

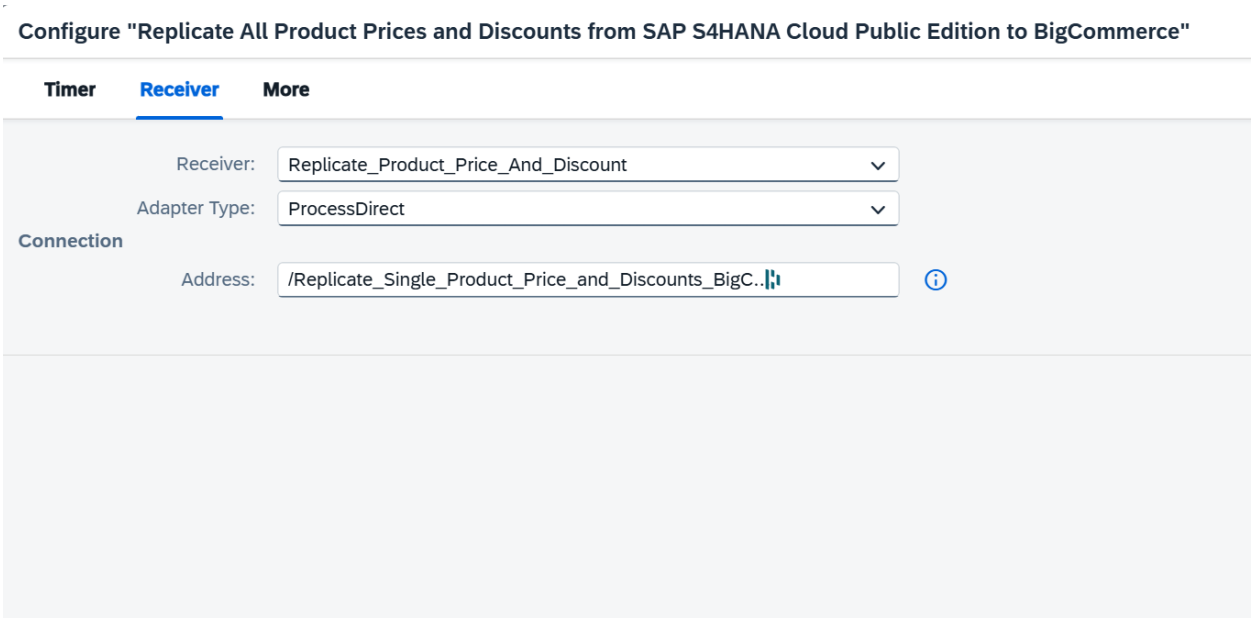

Figure 4.3.2.2.9 Configuring Replicate All Product Prices and Discounts from SAP S4HANA Cloud Public Edition to BigCommerce flow's Receiver for the second iFlow

The description of each of the fields in Figure 4.3.2.2.9 is presented in the table below.

Externalized Parameter	Description	Mandatory / Optional
Replicate Single Product Price and Discount Flow	Link to the Replicate Single Product Price and Discounts Integration Flow. Example for Valid Values: • /Replicate_Single_Product_Price_and_Discounts_BigCommerce	M

9. Save and Deploy the flow

4.3.3 Replicate Product Stock Availability from SAP S4HANA Cloud to BigCommerce

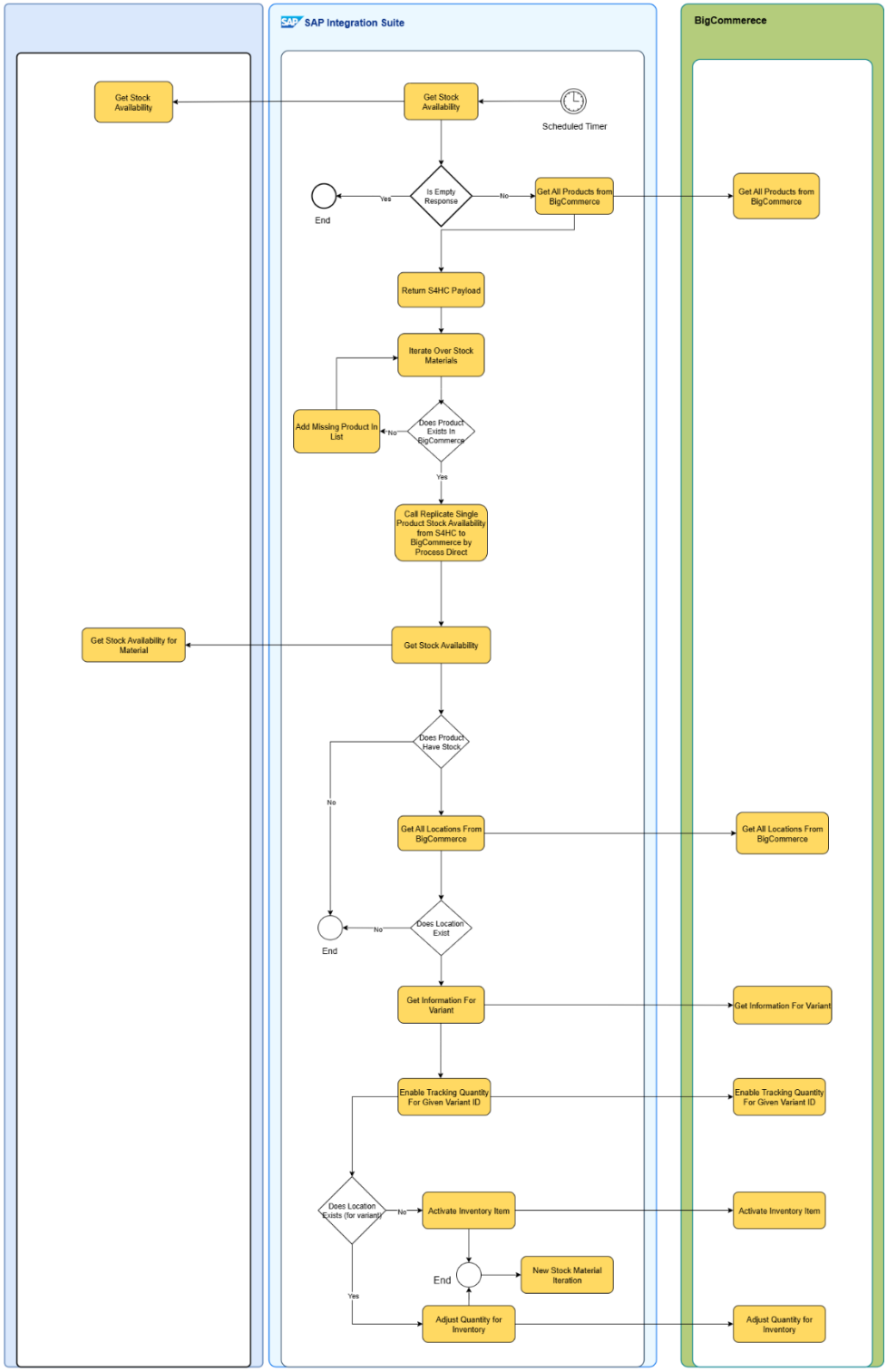

Figure 4.3.3.1 Replicate Product Price and Discount from SAP S4HANA Cloud Public Edition to BigCommerce

For the Product Stock replication from SAP S/4HANA Cloud Public Edition to BigCommerce two iFlows are configured – the first one (Replicate Products Stock Availabilities from SAP S4HANA Cloud Public Edition to BigCommerce) gets all stock that needs to be updated and then with process direct, calls the second integration flow (Replicate Single Product Stock Availability from SAP S4HANA Cloud Public Edition to BigCommerce) to update or create the quantity for corresponding BigCommerce Product. Typically, the first Integration Flow must be scheduled, based on your business processes.

4.3.3.1 Prerequisites

The following actions must be performed as a prerequisite:

- Deploy the security materials that are required during the configuration of the Integration Content

4.3.3.2 Configuration

Follow the steps below to configure the Integration Flow: **Replicate Single Product Stock Availability from SAP S4HANA Cloud Public Edition to BigCommerce**

1. Open the "Replicate Single Product Stock Availability from SAP S4HANA Cloud Public Edition to BigCommerce" Integration Flow
2. Click on Configure
3. Configure "Sender" adapter

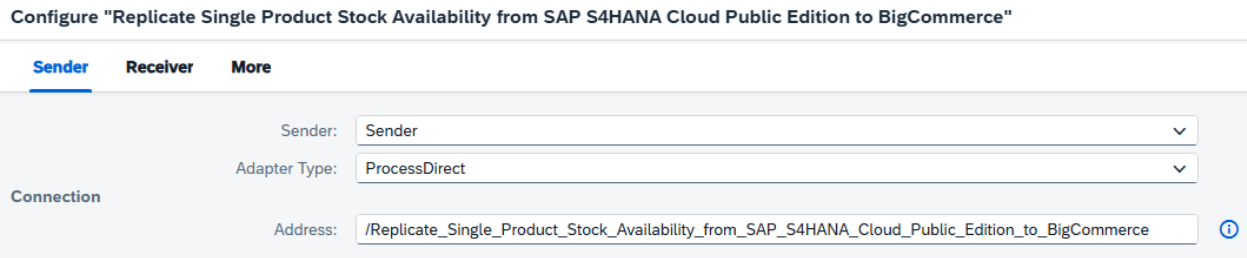

Figure 4.3.3.2.1 Configuring the Integration Flow's Sender Configuration

The description of each of the fields in Figure 4.3.3.2.1 is presented in the table below.

Externalized Parameter	Description	Mandatory / Optional
Address	Link to the Replicate Single Product Stock Availability Integration Flow. Example for Valid Values: /Replicate_Single_Product_Stock_Availability_from_SAP_S4HANA_Cloud_Public_Edition_to_BigCommerce	M

3. Configure “S4HANA_Cloud” Receiver. The configuration is externalized.

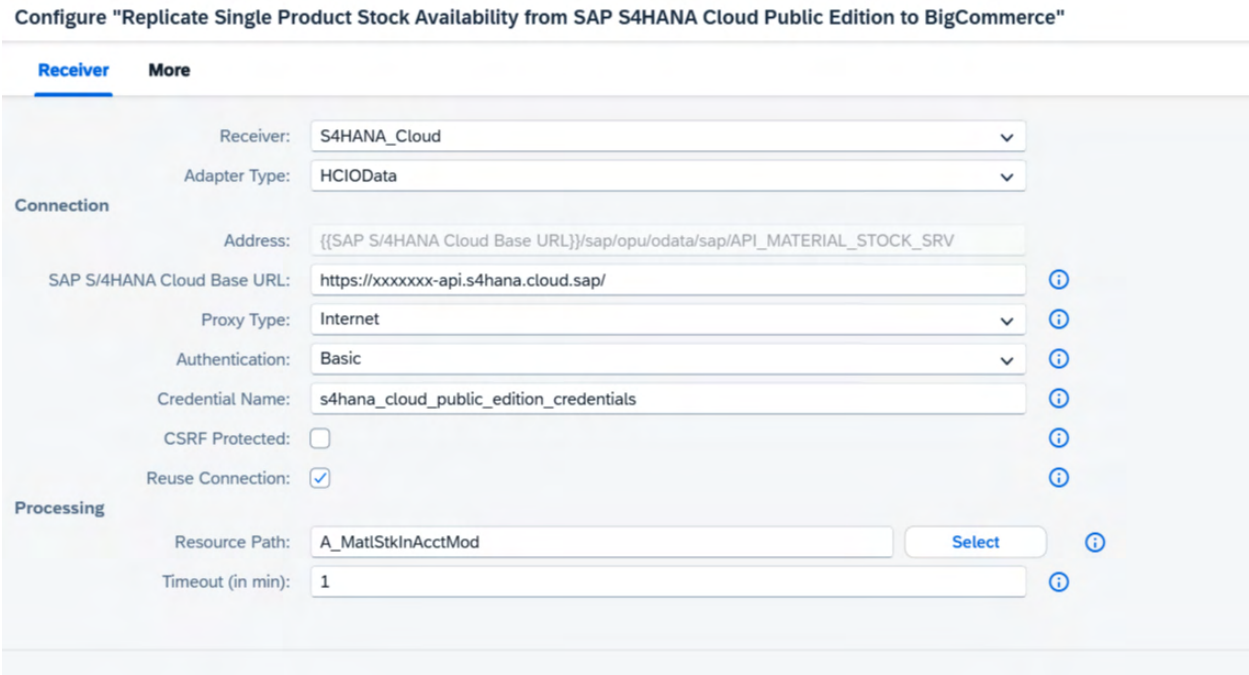

Figure 4.3.3.2.2 Configuring the Integration Flow’s SAP S/4HANA Cloud Configuration

The description of each of the fields in Figure 4.3.3.2.2 is presented in the table below

Externalized Parameter	Description	Mandatory / Optional
SAP S/4HANA Cloud Base URL	Specify the SAP S/4HANA Cloud API Base URL For Example: https://xxxxxxx-api.s4hana.cloud.sap/	M
Credential Name	Specify the name of the deployed User Credentials Security Material that holds the username and password used to authenticate with SAP S/4HANA Cloud	M
Location ID	It is visible only when On-Premise is selected for Proxy type. Used to connect Cloud SAP Connector with your account.	O
Private Key Alias	It is visible only when Client Certificate is selected for Authentication. Enter the private	O

	key alias that enables the system to fetch the private key from the keystore for authentication.	

Configure “BigCommerce” Receiver. There are two different configurations for BigCommerce Receivers, but you need to configure just one of them (doesn't matter which one of them you choose, the configured details will be propagated to the rest as they share a common configuration). The configuration is externalized.

Figure 4.3.3.2.3 Configuring the Integration Flow’s BigCommerce Configuration

The description of each of the fields in Figure 4.3.3.2.3 is presented in the table below

Externalized Parameter	Description	Mandatory / Optional
BigCommerce Base Url	Your BigCommerce Base Url. The store hash part can be extracted from the BigCommerce dashboard URL: https://store-XXXXXX.mybigcommerce.com/manage/dashboard Example of a valid value: • https://api.bigcommerce.com/stores/abcdef1234	M
BigCommerce Secure Parameter	Specify the name of the deployed Secure Parameter that holds the access token used to authorize with BigCommerce	M

Configure “More” as shown in the figure below

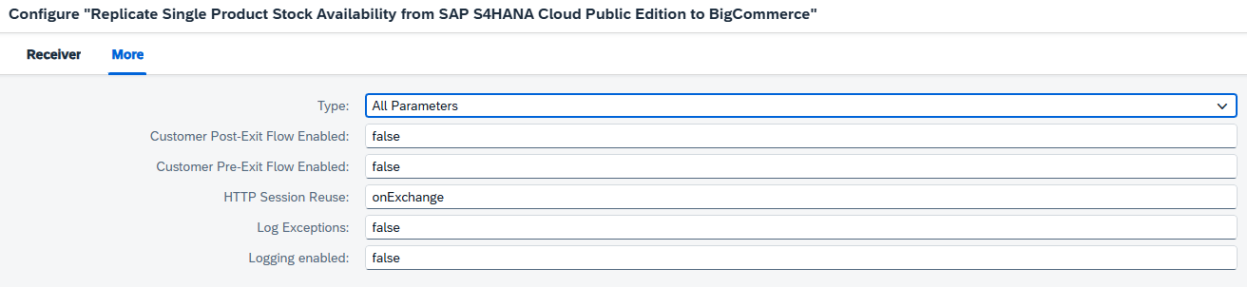

Figure 4.3.3.2.4 Configuring Integration Flow's More Configuration

The description of each of the fields in Figure 4.3.3.2.4 is presented in the table below

Externalized Parameter	Description	Mandatory / Optional
Customer Post-Exit Flow Enabled	Indicates whether a custom Customer Post-Exit Flow is enabled. If this is enabled the "CustomerPostExitFlow" Receiver must be configured. Valid values: • true • false	O
Customer Pre-Exit Flow Enabled	Indicates whether a custom Customer Pre-Exit Flow is enabled. If this is enabled the "CustomerPreExitFlow" Receiver must be configured. Valid values: • true • false	O
HTTP Session Reuse	Configure the session handling scope for HTTP based endpoints. Choose one of the following options: • None - Session handling is switched off.	O

	• On Exchange - Each exchange corresponds to a single session (use this option for stateful services). • On Integration Flow - Only one session will be used across the whole integration flow (only use this option for stateless services). Default Value: On Exchange	
Log Exceptions	Indicates whether logging of Exceptions, as attachments, is enabled. Default Value: true Valid values: • true • false	O
Logging enabled	It Indicates whether logging of System Payloads is enabled. This is not recommended to be enabled in a live environment unless necessary. Valid values: • true • false	O

Configure the “CustomerPreExitFlow” Receiver

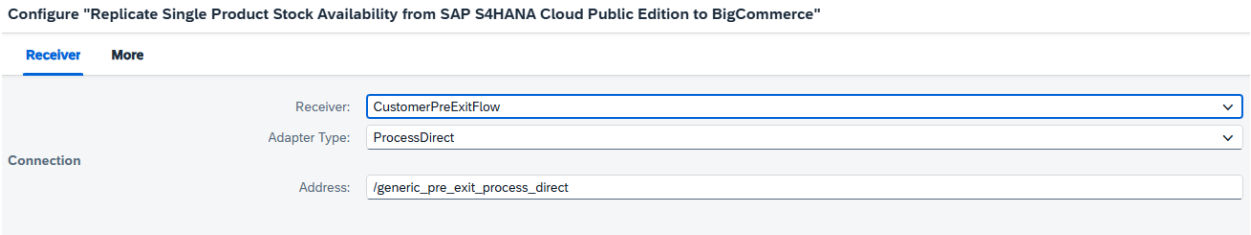

Figure 4.3.3.2.5 Configuring the Integration Flow’s CustomerPreExitFlow Receiver

The description of each of the fields in Figure 4.3.3.2.5 is presented in the table below

Externalized Parameter	Description	Mandatory / Optional
Address	Contains the Integration Flow address which will be triggered during the execution of the CustomerPreExitFlow Integration Flow Step. For Example: • /generic_pre_exit_process_direct Note: This will be taken into consideration only if Customer Pre-Exits are enabled, denoted by the “Customer Pre-Exit Flow Enabled” Parameter mentioned above	O

7. Configure the “CustomerPostExitFlow” Receiver

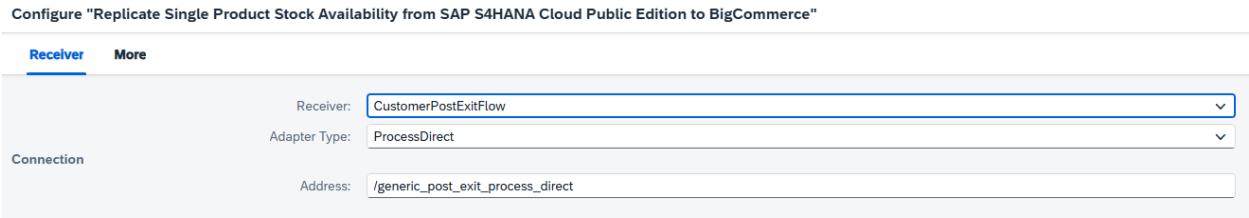

Figure 4.3.3.2.6 Configuring the Integration Flow’s CustomerPostExitFlow Receiver

The description of each of the fields in Figure 4.3.3.2.6 is presented in the table below

Externalized Parameter	Description	Mandatory / Optional
Address	Contains the Integration Flow address which will be triggered during the execution of the CustomerPostExitFlow Step. For Example: • /generic_post_exit_process_direct	O

	Note: This will be taken into consideration only if Customer Post-Exits are enabled, denoted by the “Customer Post-Exit Flow Enabled” Parameter mentioned above	

Save and deploy

Follow the steps below to configure the Integration Flow: **Replicate Products Stock Availabilities from SAP S4HANA Cloud Public Edition to BigCommerce**

1. Open the “Replicate Products Stock Availabilities from SAP S4HANA Cloud Public Edition to BigCommerce” Integration Flow
2. Click on Configure
3. Configure the Timer as per business operation expectations and requirements

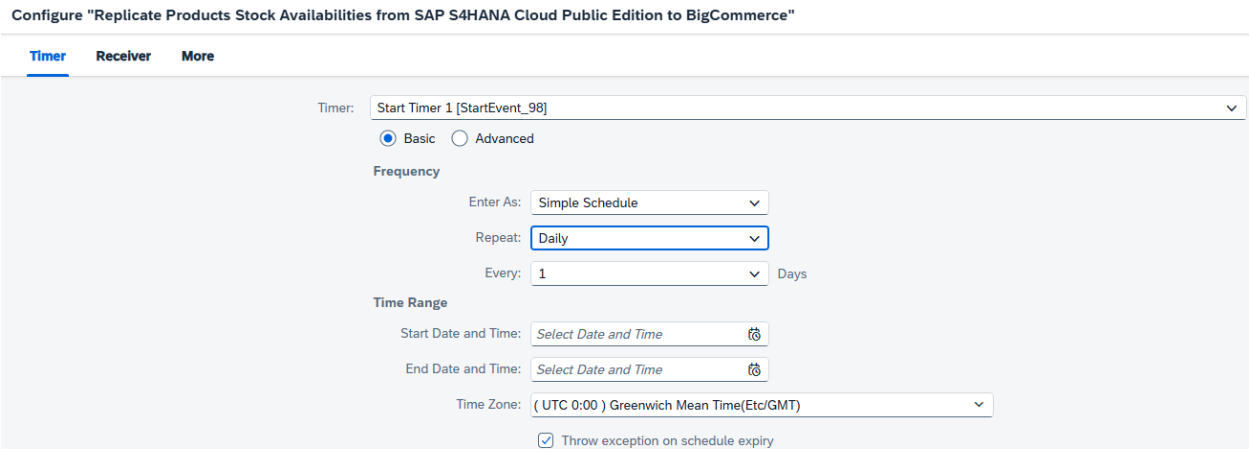

Figure 4.3.3.2.7 Configuring the Integration Flow’s Timer

4. Configure “SAP_S4HANA_GET_Stock_Availabilities“ Receiver. The configuration is externalized.

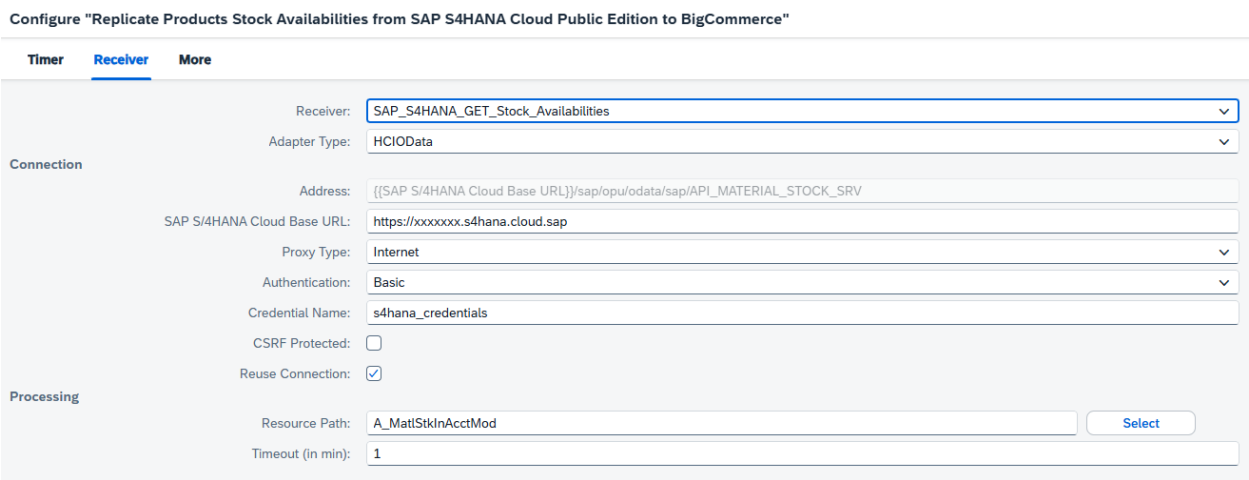

Figure 4.3.3.2.8 Configuring the Integration Flow's SAP S/4HANA Cloud Configuration

The description of each of the fields in Figure 4.3.3.2.8 is presented in the table below

Externalized Parameter	Description	Mandatory / Optional
SAP S/4HANA Cloud Base URL	Specify the SAP S/4HANA Cloud API Base URL For Example: • https://xxxxxxx-api.s4hana.cloud.sap/	M
Credential Name	Specify the name of the deployed User Credentials Security Material that holds the username and password used to authenticate with SAP S/4HANA Cloud	M
Location ID	It is visible only when On-Premise is selected for Proxy type. Used to connect Cloud SAP Connector with your account.	O
Private Key Alias	It is visible only when Client Certificate is selected for Authentication. Enter the private key alias that enables the system to fetch the private key from the keystore for authentication.	O

Configure "BigCommerce" Receiver. The configuration is externalized.

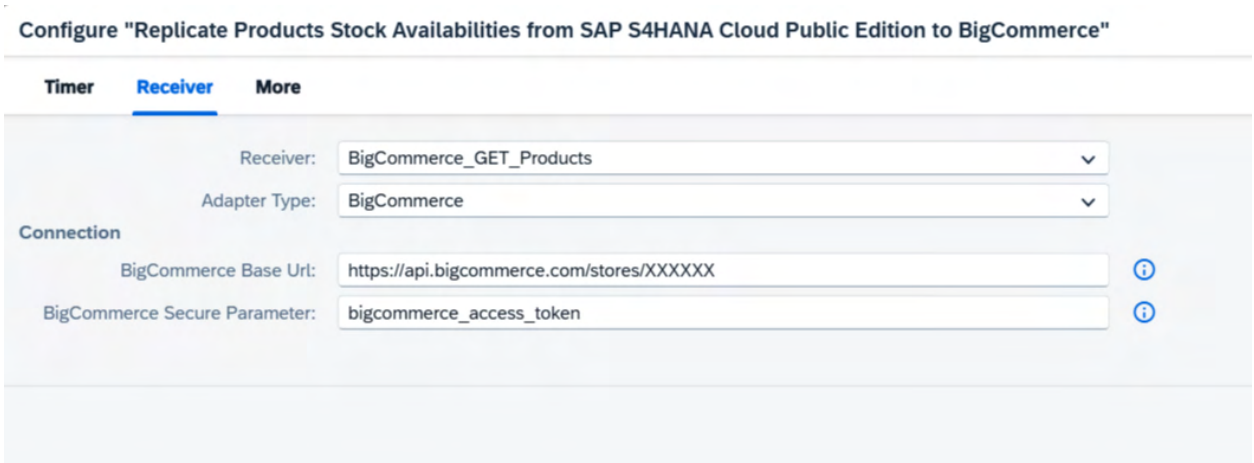

Figure 4.3.3.2.9 Configuring the Integration Flow's BigCommerce Configuration

The description of each of the fields in Figure 4.2.3.2.9 is presented in the table below

Externalized Parameter	Description	Mandatory / Optional
BigCommerce Base Url	Your BigCommerce Base Url. The store hash part can be extracted from the BigCommerce dashboard URL: https://store-XXXXXX.mybigcommerce.com/manage/dashboard Example of a valid value: • https://api.bigcommerce.com/stores/abcdef1234	M
BigCommerce Secure Parameter	Specify the name of the deployed Secure Parameter that holds the access token used to authorize with BigCommerce	M

Configure the "Replicate_Single_Product_Stock_Availability_from_SAP_S4HANA_Cloud_to_BigCommerce" receiver

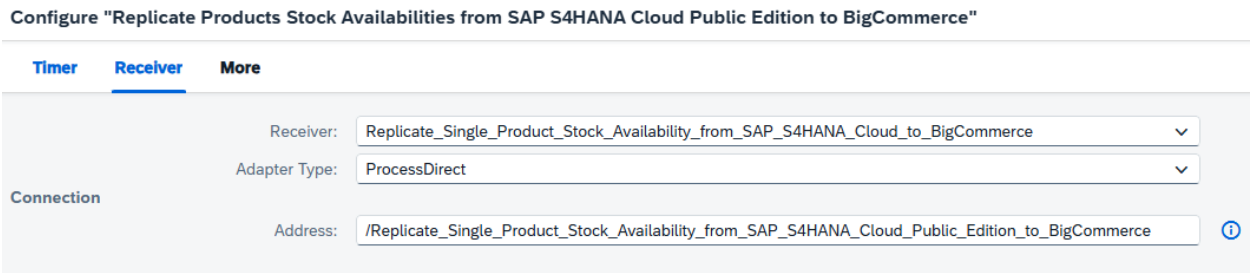

Figure 4.3.3.2.10 Configuring the Integration Flow's BigCommerce Configuration

The description of each of the fields in Figure 4.3.3.2.10 is presented in the table below.

Externalized Parameter	Description	Mandatory / Optional
Address	Link to the Replicate Single Product Stock Availability Integration Flow. Example for Valid Values: /Replicate_Single_Product_Stock_Availability_from_SAP_S4HANA_Cloud_Public_Edition_to_BigCommerce	M

Configure “More” as shown in the figure below

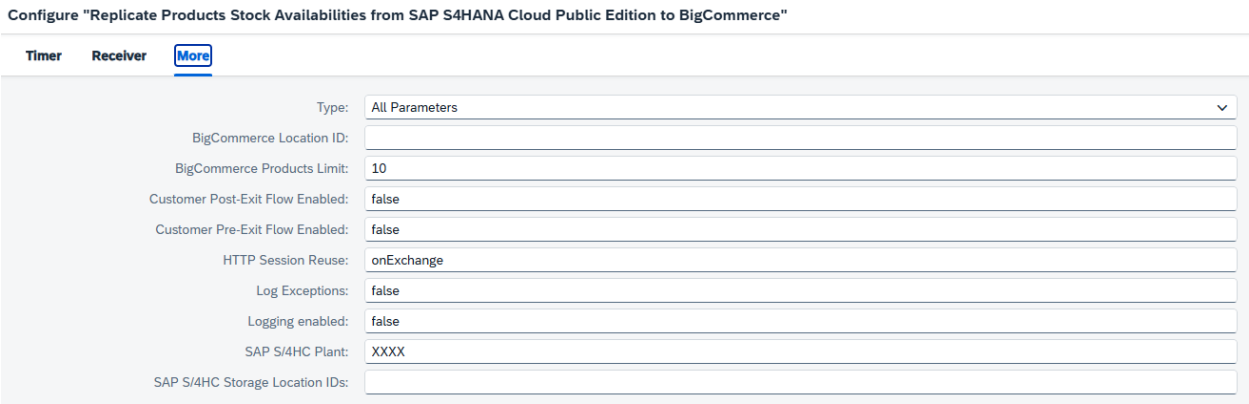

Figure 4.3.3.2.11 Configuring Integration Flow’s More Configuration

The description of each of the fields in Figure 4.3.3.2.11 is presented in the table below

Externalized Parameter	Description	Mandatory / Optional
Customer Post-Exit Flow Enabled	Indicates whether a custom Customer Post-Exit Flow is enabled. If this is enabled the “CustomerPostExitFlow” Receiver must be configured. Valid values:	O

	• true • false	
Customer Pre-Exit Flow Enabled	Indicates whether a custom Customer Pre-Exit Flow is enabled. If this is enabled the “CustomerPreExitFlow” Receiver must be configured. Valid values: • true • false	O
HTTP Session Reuse	Configure the session handling scope for HTTP based endpoints. Choose one of the following options: • None - Session handling is switched off. • On Exchange - Each exchange corresponds to a single session (use this option for stateful services). • On Integration Flow - Only one session will be used across the whole integration flow (only use this option for stateless services). Default Value: On Exchange	O
Log Exceptions	Indicates whether logging of Exceptions, as attachments, is enabled. Default Value: • true Valid values: • true • false	O
Logging enabled	Indicates whether logging of System Payloads is enabled. This is not recommended to be enabled in a live environment unless necessary.	O

	Valid values • true • false	
SAP S/4HC Plant	Represents the SAP S/4HANA Cloud Plant ID. The Plant is mandatory and used to filter stock availability results to reflect an inventory, enabling better resource planning. For Example: • 3810 • 1010	M
SAP S/4HC Storage Location IDs	The storage location provides a detailed level of inventory management and control within a plant. Multiple values can be listed by using commas for delimiter For Example: • 381A • 101A • 381A, 381B	O
BigCommerce Product Query Limit	Represents the number of BigCommerce Products that will be retrieved in each query to BigCommerce during the execution of the Integration Flow.	O
BigCommerce Location ID	The BigCommerce Location ID represents the BigCommerce Location in which SAP S/4HANA Stock will be replicated. For Example: • 64685080687 • 68676845679	M

	• 68744249455	

7. Configure the “Pre_Exit_iFlow” Receiver

Figure 4.3.3.2.12 Configuring the Integration Flow’s Pre_Exit_iFlow Receiver

The description of each of the fields in Figure 4.3.3.2.12 is presented in the table below

Externalized Parameter	Description	Mandatory / Optional
Address	Contains the Integration Flow address which will be triggered during the execution of the Pre-Exit Integration Flow Step. For Example: • /generic_pre_exit_process_direct Note: This will be taken into consideration only if Customer Pre-Exits are enabled, denoted by the “Customer Pre-Exit Flow Enabled” Parameter mentioned above	O

8. Configure the “Post_Exit_iFlow” Receiver

Figure 4.3.3.2.13 Configuring the Integration Flow's Post_Exit_iFlow Receiver

The description of each of the fields in Figure 4.3.3.2.13 is presented in the table below

Externalized Parameter	Description	Mandatory / Optional
Address	Contains the Integration Flow address which will be triggered during the execution of the Post-Exit Integration Flow Step. For Example: • /generic_post_exit_process_direct Note: This will be taken into consideration only if Customer Post-Exits are enabled, denoted by the "Customer Post-Exit Flow Enabled" Parameter mentioned above	O

7. Save and deploy

4.3.4 Replicate Products From SAP S4HANA Cloud to BigCommerce

This integration flow enables the synchronization of the Product data by replicating the Product Master Data from SAP S/4HANA Cloud Public Edition to BigCommerce as Products. Whenever the integration flow is started it will create or update all product data in BigCommerce. The integration flow will determine the "Delta", of the products that need to be fetched, by observing the flow's last execution time and the Last Update Date of them. As part of the process Product Replication iFlow also triggers the Stock Replication flow that will replicate the stock availability into the BigCommerce's store and Replicate Product Price and Discount that will replicate discounts and prices. The figure below depicts the business process that is implemented:

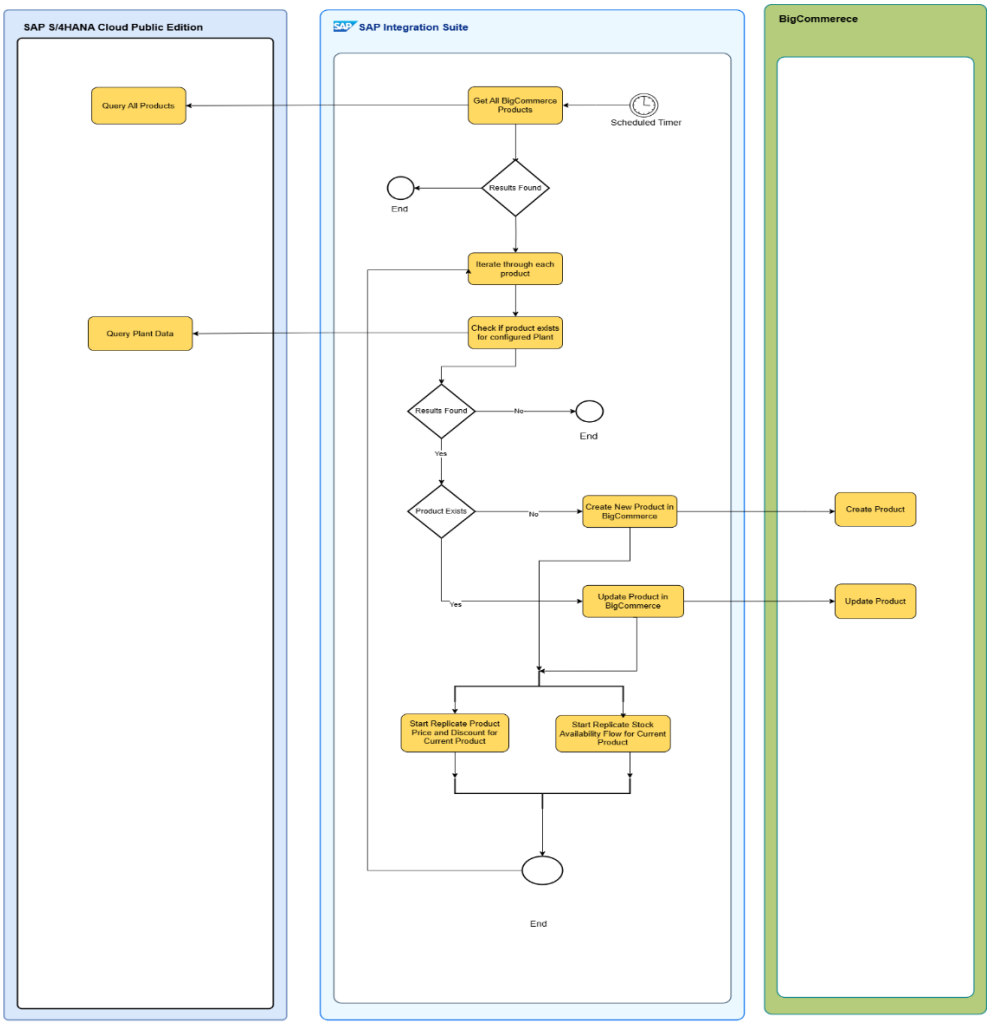

Figure 4.3.4.1 Replicate SAP S4HANA Cloud Material to BigCommerce

4.3.4.1 Prerequisites

The following actions must be performed as a prerequisite:

- Deploy the security artifacts that are required during the configuration of the Integration Content
- Configure and Deploy the Replicate Single Product Stock Availability from SAP S4HANA Cloud Public Edition to BigCommerce Integration flow
- Configure and Deploy the Replicate Product Price and Discount from SAP S4HANA Cloud Public Edition to BigCommerce Integration flow

4.3.4.2 Configuration

Follow the steps below to configure the Integration Flow:

Open the “Replicate Products from SAP S4HANA Cloud Public Edition to BigCommerce” Integration Flow

2. Click on Configure
3. Configure the Timer as per the business operations

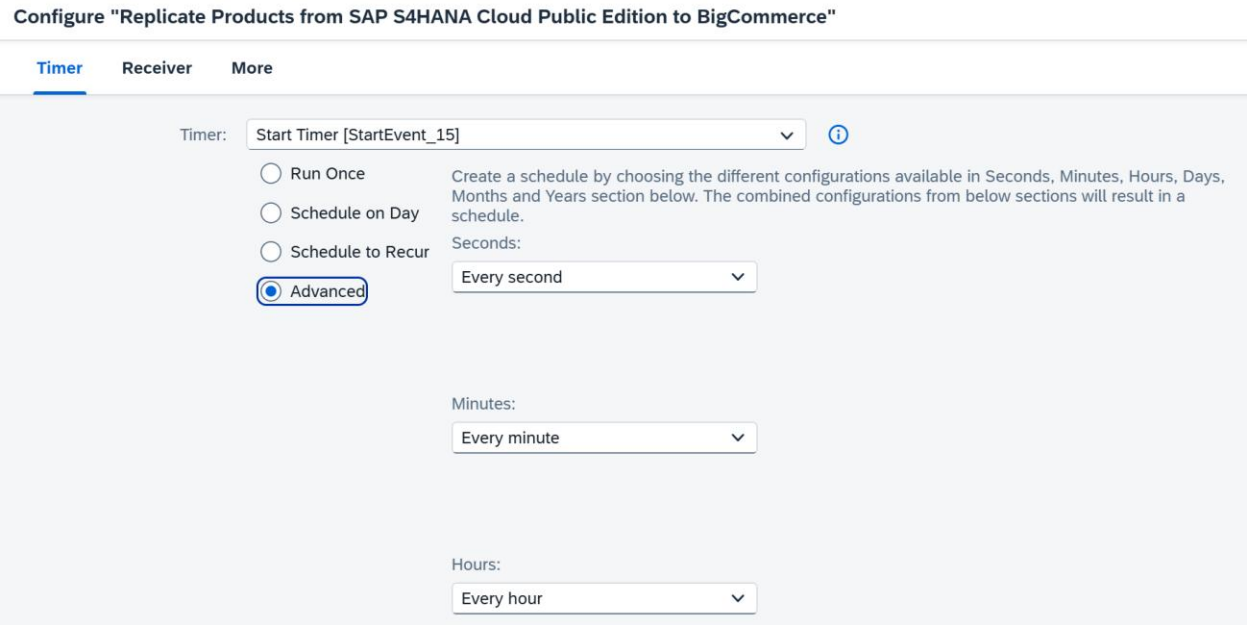

Figure 4.3.4.2.1 Configuring Replicate Products from SAP S4HANA Cloud Public Edition to BigCommerce Integration Flow’s Timer

4. Configure the “Receiver” connector “S4HANA” for Products and Plant Details

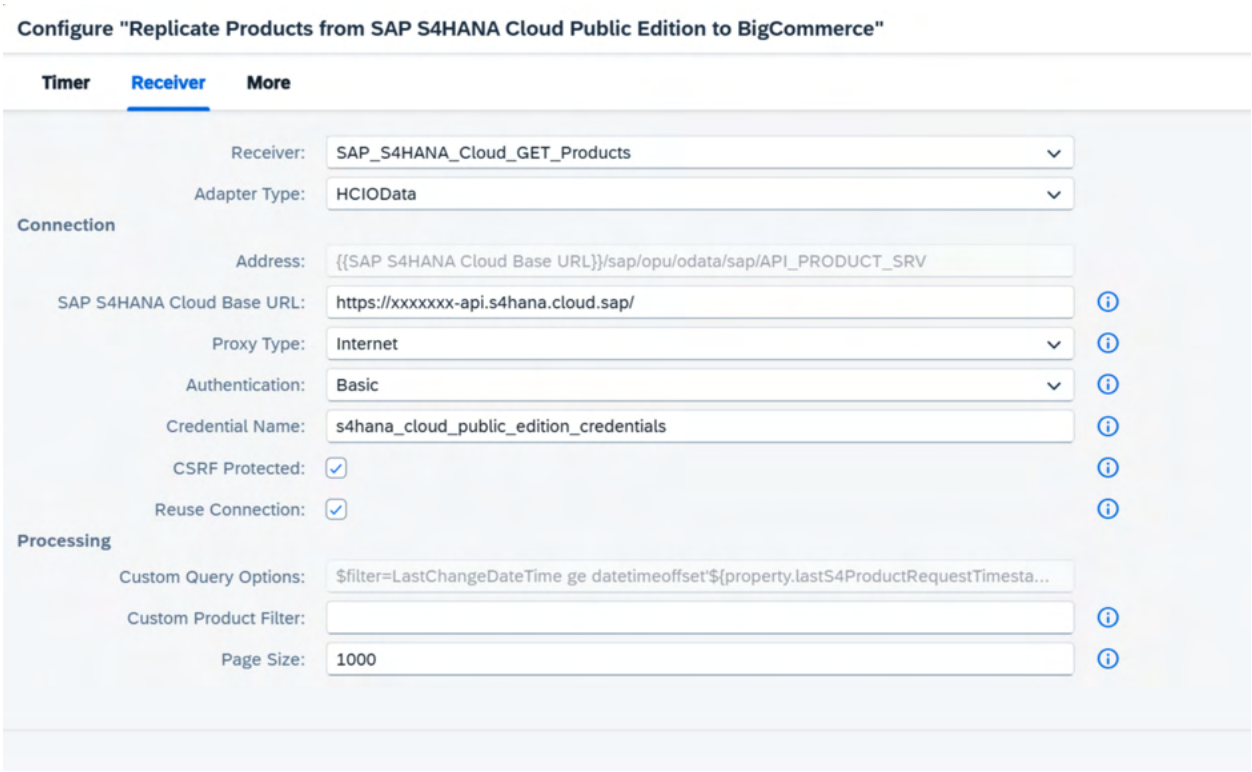

Figure 4.3.4.2.2 Configuring the Replicate Products from SAP S4HANA Cloud Public Edition to BigCommerce Integration Flow

The description of each of the fields in Figure 4.3.4.2. 2 is presented in the table below. All three SAP_S4HANA_Cloud receivers have the same setup.

Externalized Parameter	Description	Mandatory / Optional
SAP S/4HANA Cloud Base URL	Specify the SAP S/4HANA Cloud API Base URL For Example: • https://xxxxxxx-api.s4hana.cloud.sap/	M
Credential Name	Specify the name of the deployed User Credentials Security Material that holds the username and password used to authenticate with SAP S/4HANA Cloud	M

Authentication	Authentication method that you want to use for connecting to the OData V2 service. Default value: Basic	O
Proxy Type	The type of proxy you want to use for establishing connection with the OData V2 service. Default value: Internet	O
Custom Product Filter	This can be used as an additional filter for narrowing down the Products that will be processed and replicated	O
Page Size	The size of one page with Products	M

5. Configure the “Receiver” connector “BigCommerce_GET_Products” and “BigCommerce_UPDATE_Products”

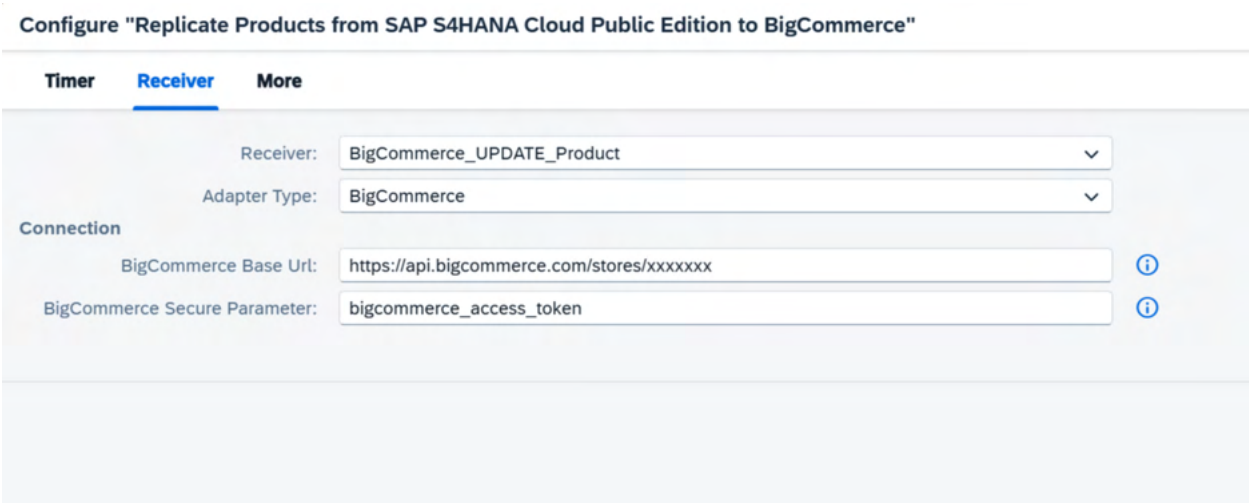

Figure 4.3.4.2.3 Configuring the Replicate Products from SAP S4HANA Cloud Public Edition to BigCommerce Integration Flow’s BigCommerce Configuration

The description of each of the fields in Figure 4.3.4.2.3 is presented in the Customer Configurable Parameters section above. There are two different configurations for BigCommerce Receivers, but you need to configure just one of them (doesn't matter which one of the three you will choose, the configured details will be propagated to the rest)

Externalized Parameter	Description	Mandatory / Optional
BigCommerce Base Url	Your BigCommerce Base Url. The store hash part can be extracted from the BigCommerce dashboard URL: https://store-XXXXXX.mybigcommerce.com/manage/dashboard Example of a valid value: • https://api.bigcommerce.com/stores/abcdef1234	M
BigCommerce Secure Parameter	Specify the name of the deployed Secure Parameter that holds the access token used to authorize with BigCommerce	M

6. Configure the “Post_Exit_iFlow” Receiver

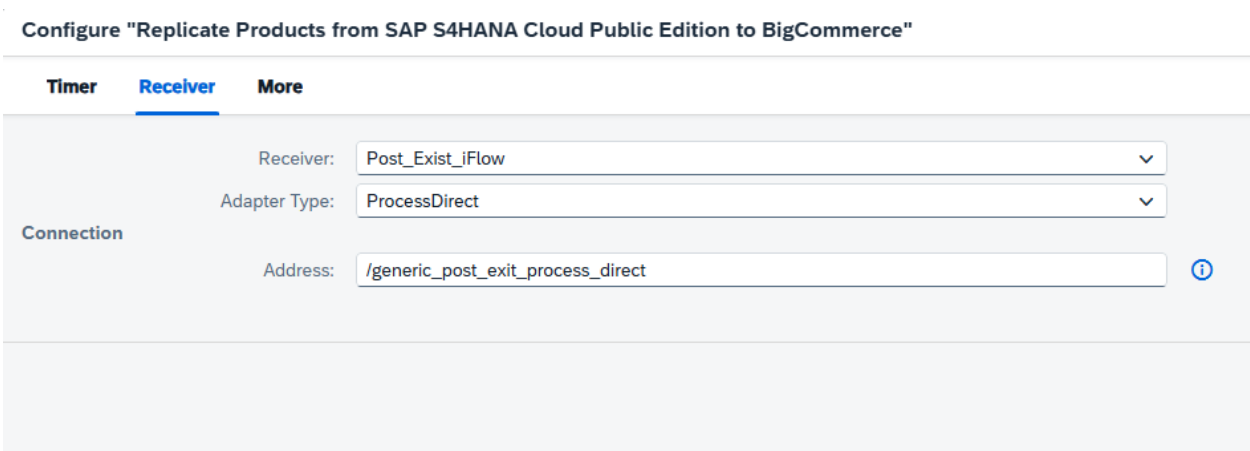

Figure 4.3.4.2.4 Configuring the Replicate Products from SAP S4HANA Cloud Public Edition to BigCommerce Integration Flow’s Post Exit IFlow

The description of each of the fields in Figure 4.3.4.2.4 is presented in the table below

Externalized Parameter	Description	Mandatory / Optional
Address	Contains the Integration Flow address which will be triggered during the execution of the Post-Exit Integration Flow Step. For Example:	O

	• /generic_post_exit_process_direct Note: This will be taken into consideration only if Customer Post-Exits are enabled, denoted by the “Customer Post-Exit Flow Enabled” Parameter mentioned above	

7. Configuring the “Pre_Exit_iFlow” receiver

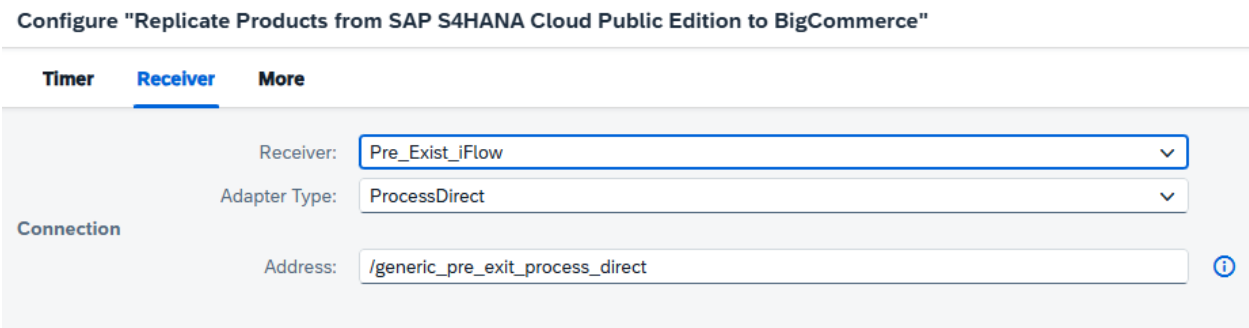

Figure 4.3.4.2.5 Configuring the Replicate Products from SAP S4HANA Cloud Public Edition to BigCommerce Integration Flow’s Pre Exit IFlow

The description of each of the fields in Figure 4.3.4.2.5 is presented in the table below

Externalized Parameter	Description	Mandatory / Optional
Address	Contains the Integration Flow address which will be triggered during the execution of the Pre-Exit Integration Flow Step. For Example: • /generic_pre_exit_process_direct Note: This will be taken into consideration only if Customer Pre-Exits are enabled, denoted by the “Customer Pre-Exit Flow Enabled” Parameter mentioned above	O

8. Configure “More” as shown in the figure below

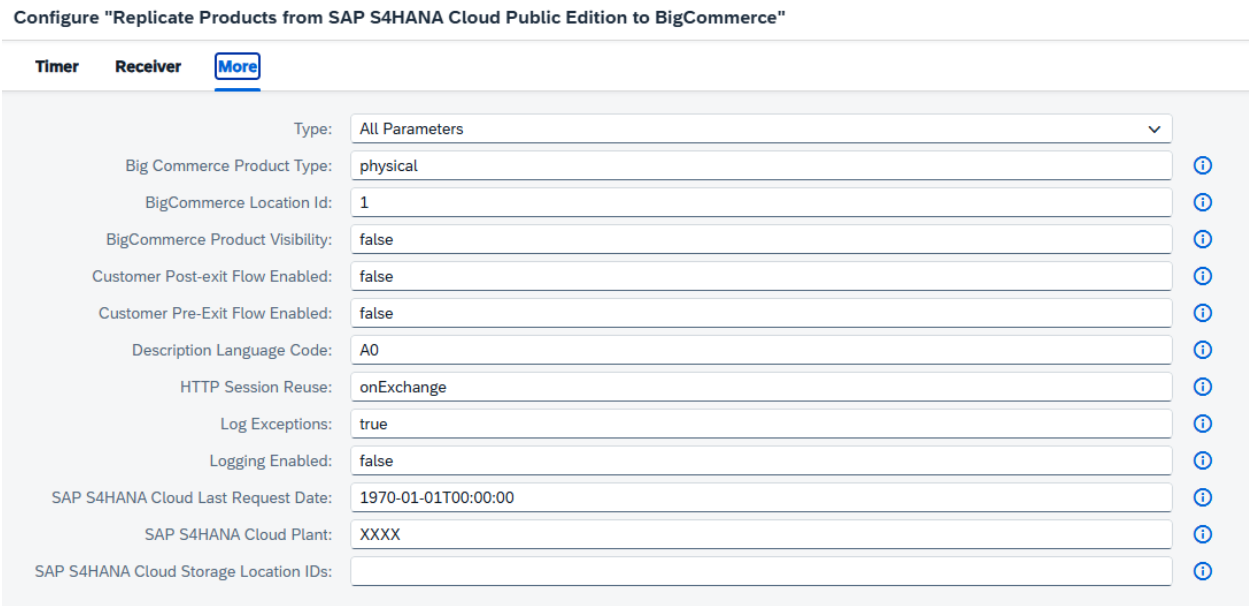

Figure 4.3.4.2.6 Configuring the Replicate Products from SAP S4HANA Cloud Public Edition to BigCommerce Integration Flow’s More Configuration

The description of each of the fields in Figure 4.3.4.2.6 is presented in the table below. Please keep in mind that the Replicate SAP S4HANA Cloud Material to BigCommerce is calling Product Stock Replication Flow, so you need to configure and deploy it also.

Externalized Parameter	Description	Mandatory / Optional
Customer Post-Exit Flow Enabled	Indicates whether a custom Customer Post-Exit Flow is enabled. If this is enabled the “CustomerPostExitFlow” Receiver must be configured. Valid values: • true • false	O
Customer Pre-Exit Flow Enabled	Indicates whether a custom Customer Pre-Exit Flow is enabled. If this is enabled the “CustomerPreExitFlow” Receiver must be configured. Valid values: • true	O

	• false	
SAP S4HANA Cloud Storage Location IDs	Storage locations are the places where stock is physically kept within a plant. This parameter can store a list of items with comma for delimiter. If no locations are specified, the management will take all available. For Example: • 381A • 381B	O
SAP S4HANA Cloud Plant	The Plant representing the BigCommerce Store in S4HANA Cloud Environment. For Example: • 1234 • 3810 • 1010	M
BigCommerce Location ID	The ID of BigCommerce Location for which we want to add inventory Default Value: 1 For Example: • 64685080687 • 68676845679	M
BigCommerce Product Type	There are two product types in BigCommerce - physical and digital. Default value: physical	M
BigCommerce Product Visibility	Controls if the product should be visible BigCommerce store Default value: false	O
HTTP Session Reuse	Configure the session handling scope for HTTP based endpoints.	O

	Choose one of the following options: • None - Session handling is switched off. • On Exchange - Each exchange corresponds to a single session (use this option for stateful services). • On Integration Flow - Only one session will be used across the whole integration flow (only use this option for stateless services). Default Value: On Exchange	
Log Exceptions	Indicates whether logging of Exceptions, as attachments, is enabled. Default Value: true Valid values: • true • false	O
SAP S4HANA Cloud Last Request Date	This Date is used to define boundaries for the first - Initial start for the replication flow. After the first start the flow will save the latest date automatically and will use it to determine the delta for materials extract. Valid Values are Dates in the following format: • YYYY-MM-DDTHH:MM:SS For Example: • 1970-01-01T00:00:00	O
Description Language Code	This is the field in which we keep the BigCommerce Product ID. By default, the value for this field is “A0” But it can be configured differently as any other language code. We recommend using one of the previously not active languages and to activate it in S4HANA Cloud for this sole purpose. Valid values : • A0 • B1	O

	• NK	

7. Save and deploy

4.3.5 Replicate B2C Customers from BigCommerce to SAP S4HANA Cloud

This integration flow consists of 2 integration processes. The first allows replication/update of customers from BigCommerce to SAP S/4HANA Cloud Public Edition as business partners. It is scheduled to be executed based on business needs. The second flow allows replication of a single customer's data passed by another flow.

This figure depicts the business process that is implemented:

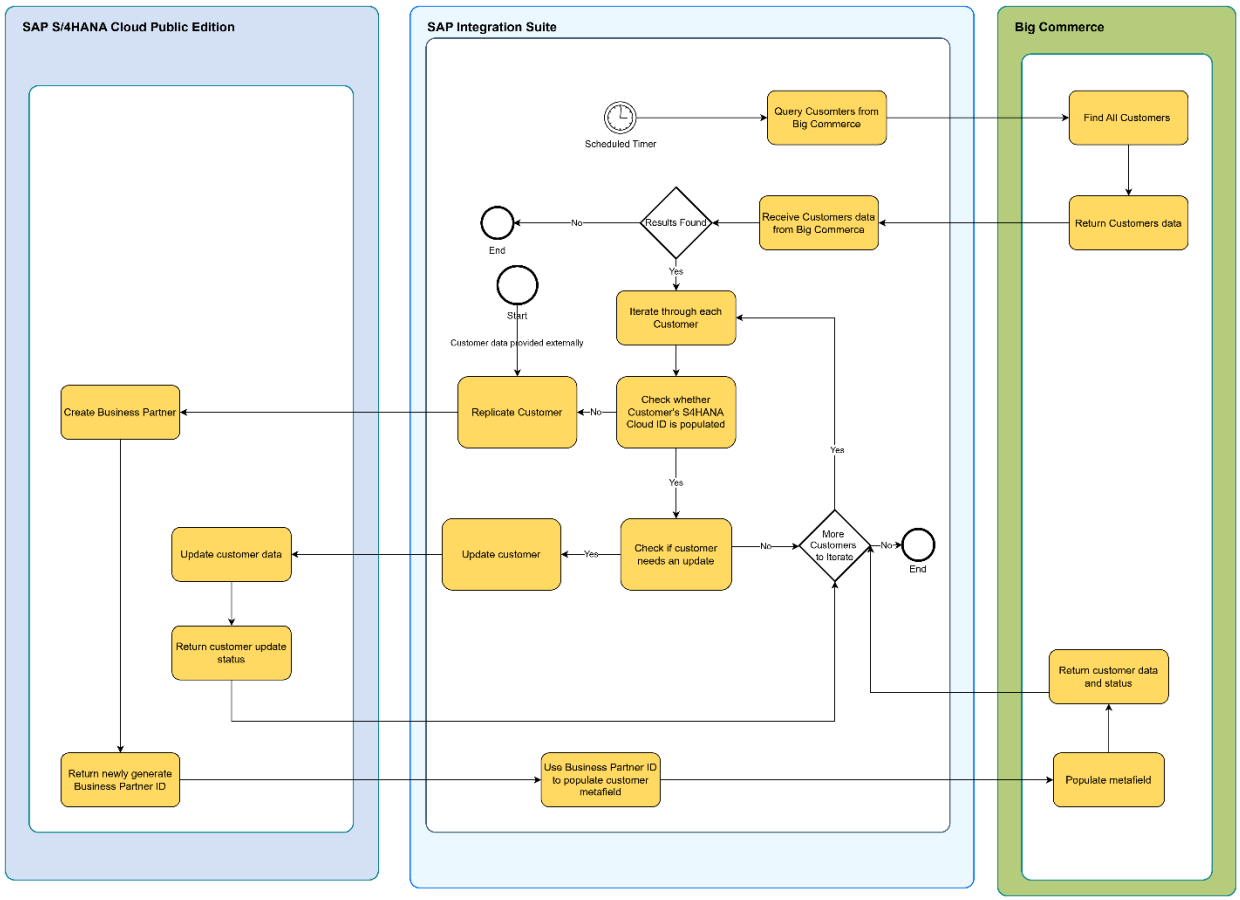

Figure 4.3.5.1 Replicate B2C Customers from BigCommerce to SAP S/4HANA Cloud Public Edition

4.3.5.1 Prerequisites

The following actions must be performed as prerequisites:

- Deploy the security artifacts that are required during the configuration of the Integration Content

4.3.5.2 Configuration

Follow the steps below to configure the Integration Flow:

1. Open the “Replicate B2C Customers from BigCommerce to SAP S/4HANA Cloud Public Edition” Integration Flow
2. Click on Configure
3. Configure the Timer as per business operational needs

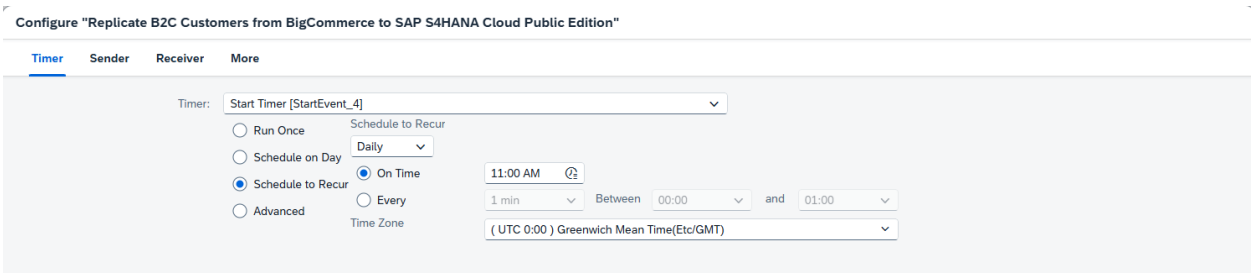

Figure 4.3.5.2.1 Configuring Replicate B2C Customers from BigCommerce to SAP S/4HANA Cloud Public Edition Timer

4. Configure the Sender

Figure 4.3.5.2.2 Configuring Replicate B2C Customers from BigCommerce to SAP S/4HANA Cloud Public Edition Sender

The description of each of the fields in Figure 4.3.5.2.2 is presented in the table below.

Externalized Parameter	Description	Mandatory / Optional
Single Customer Replication Process Direct Path	Specify the relative path for process direct to call “Trigger customer replication externally” This parameter’s value should not be modified. Example: /replicateSingleCustomerToS4HANACloud	O

5. Configure the Receivers

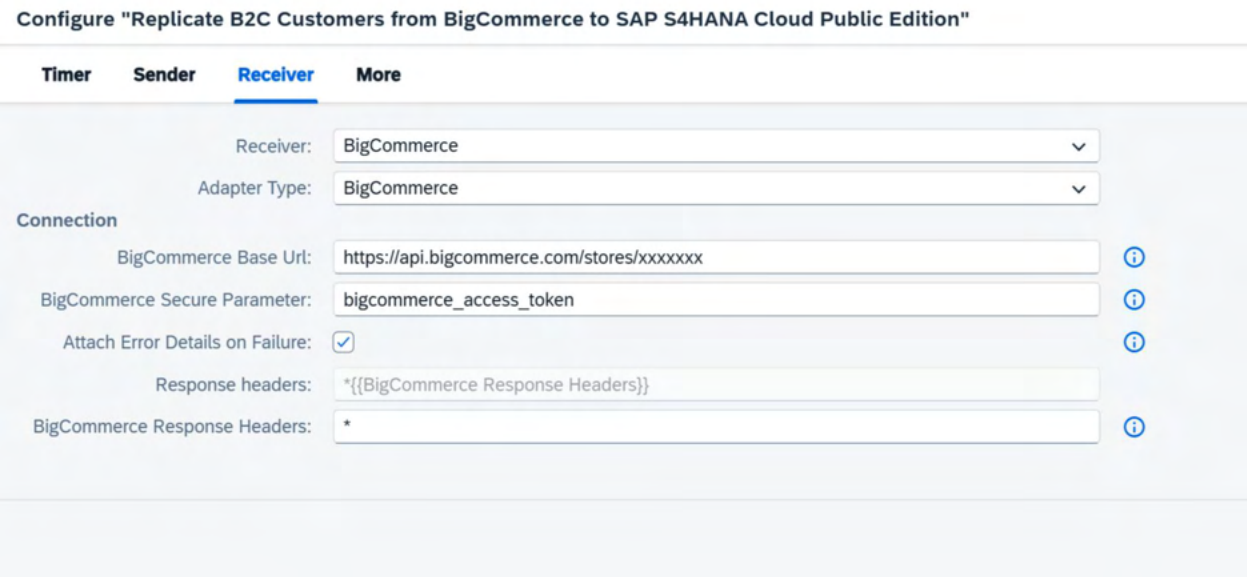

Figure 4.3.5.2.3 Configuring Replicate B2C Customers from BigCommerce to SAP S/4HANA Cloud Public Edition BigCommerce Receiver

The description of each of the fields in Figure 4.3.5.2.3 is presented in the table below. There are three different configurations for BigCommerce Receivers, but you need to configure just one of them (doesn't matter which one of the three you will choose, the configured details will be propagated to the rest as they share common configuration)

Externalized Parameter	Description	Mandatory / Optional
BigCommerce Base Url	Your BigCommerce Base Url. The store hash part can be extracted from the BigCommerce dashboard URL: https://store-XXXXXX.mybigcommerce.com/manage/dashboard Example of a valid value: • https://api.bigcommerce.com/stores/abcdef1234	M
BigCommerce Secure Parameter	Specify the name of the deployed Secure Parameter that holds the access token used to authorize with BigCommerce	M
Attach Error Details on Failure	If selected, any errors encountered by the adapter will be output in a separate text attachment Default value: True	O

BigCommerce Response Headers	Specify the accepted response headers. Use a pipe "|"-separated list. Using "*" will accept all response headers Default value: *	O

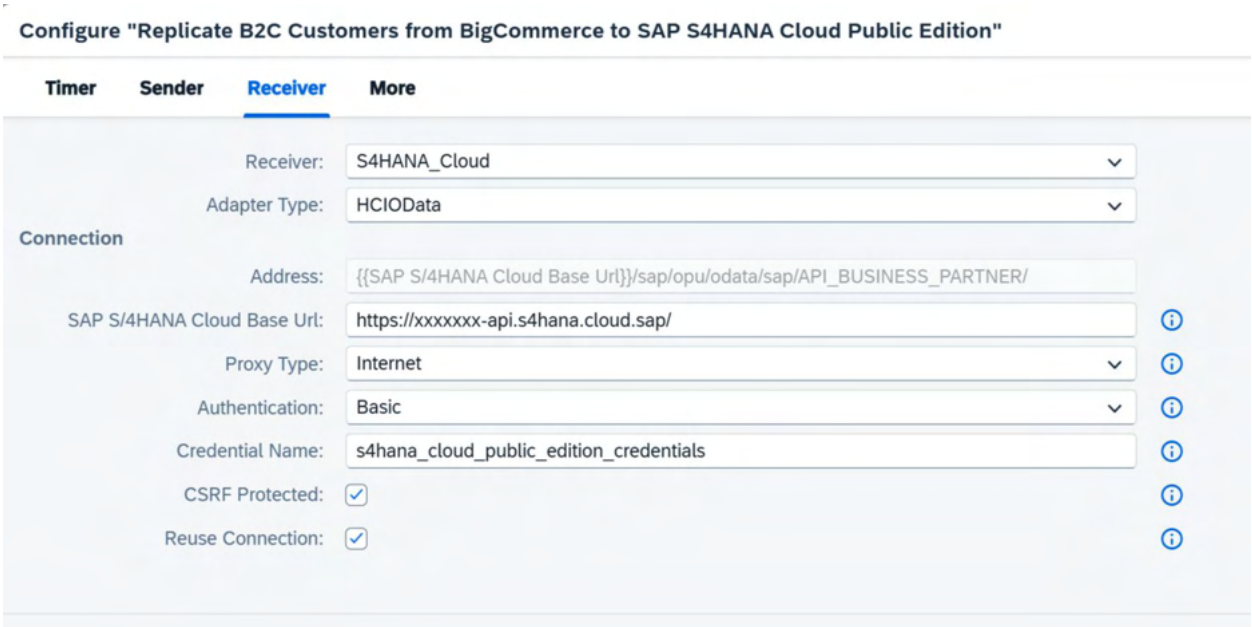

Figure 4.3.5.2.4 Configuring Replicate B2C Customers from BigCommerce to SAP S/4HANA Cloud Public Edition S4HANA Cloud Receiver

The description of each of the fields in Figure 4.3.5.2.4 is presented in the table below.

Externalized Parameter	Description	Mandatory / Optional
SAP S/4HANA Cloud Base URL	Specify the SAP S/4HANA Cloud API Base URL Example: • https://xxxxxxx-api.s4hana.cloud.sap/	M
Credential Name	Specify the name of the deployed User Credentials Security Material that holds the username and password used to authenticate with SAP S/4HANA Cloud	M
Location ID	It is visible only when On-Premise is selected for Proxy type. Used to connect Cloud SAP Connector with your account.	O

Private Key Alias	It is visible only when Client Certificate is selected for Authentication. Enter the private key alias that enables the system to fetch the private key from the keystore for authentication.	O

6. Configure the More tab

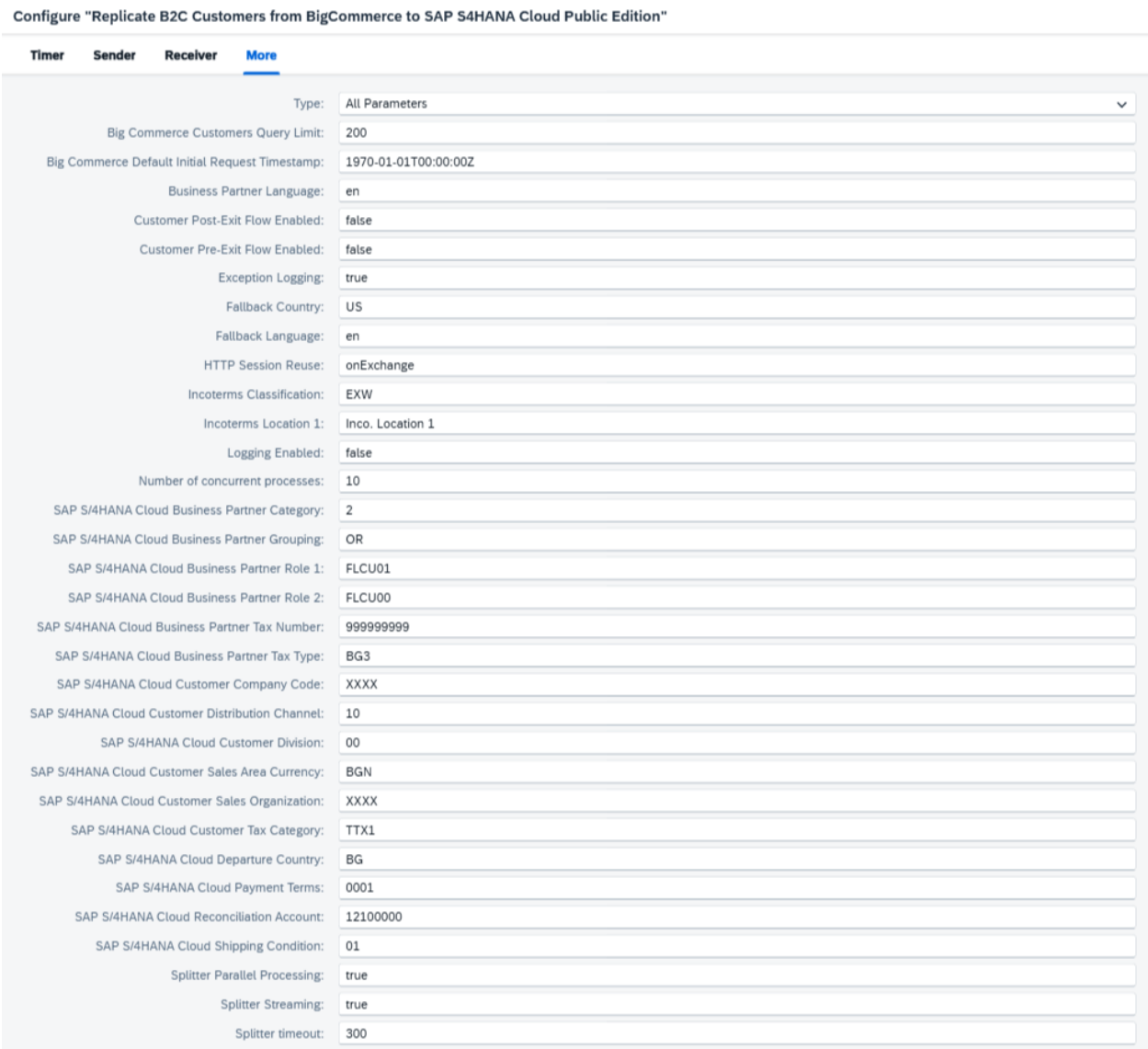

Figure 4.3.5.2.5 Configure Replicate B2C Customers from BigCommerce to SAP S/4HANA Cloud Public Edition More

The description of each of the fields in Figure 4.3.5.2.5 is presented in the table below

Externalized Parameter	Description	Mandatory / Optional

SAP S/4HANA Cloud Payment Terms	The Payment Terms for the Customer Example for Valid Values: • 0001	M
BigCommerce Default Initial Request Timestamp	This Date is used to define boundaries for the first - Initial start for the replication flow. After the first start the flow will save the latest date automatically and will use it to determine the delta for materials extract. Valid Values are timestamps in the following format • yyyy-MM-dd'T'HH:mm:ss'Z' Example for a Valid Value • 1970-01-01T00:00:00Z	O
Fallback language	Default Language Example of a Valid Value: • en	O
HTTP Session Reuse	Configure the session handling scope for HTTP based endpoints. Choose one of the following options: • None - Session handling is switched off. • On Exchange - Each exchange corresponds to a single session (use this option for stateful services). • On Integration Flow - Only one session will be used across the whole integration flow (only use this option for stateless services). Default Value: On Exchange	O
SAP S/4HANA Cloud Business Partner Grouping	The Business Partner Grouping type Example of a Valid Value: • OR	O

SAP S/4HANA Cloud Business Partner Role 1	The Business Partner “Customer” Role code: Example of a Valid Value: • FLCU01	O
SAP S/4HANA Cloud Business Partner Role 2	The Business Partner “Fin Customer” Role code: Example of a Valid Value: • FLCU00	O
SAP S/4HANA Cloud Business Partner Category	The Business Partner Category type Example of a Valid Value: • 2	O
SAP S/4HANA Cloud Business Tax Number	The Business Partner Tax number Example of a Valid Value: • 999999999	O
SAP S/4HANA Cloud Business Tax Type	The Business Partner Tax Type Example of a Valid Value: • BG3	M
SAP S/4HANA Cloud Customer Company Code	The Company Code of the Customer Example of a Valid Value: • 3810	M
SAP S/4HANA Cloud Customer Sales Area Currency	The Currency Code of the Sales Area for a given customer Example of a Valid Value: • BGN	M
SAP S/4HANA Cloud Departure Country	The Departure Country Code of the Tax Sales Area for a given customer Example of a Valid Value: • BG	M

SAP S/4HANA Cloud Payment Terms	Payment Terms Code of a company for a given customer Example of a Valid Value: • 0001	M
SAP S/4HANA Cloud Reconciliation Account	Payment Reconciliation Account number Example of a Valid Value: • 12100000	M
SAP S/4HANA Cloud Shipping Code	Shipping Code Example of a Valid Value: • 01	M
SAP S/4HANA Cloud Tax Category	Condition code for Tax amount, also need to allow manual input Example of a Valid Value: • TTX1	M
SAP S/4HANA Cloud Distribution Channel	Customer Distribution Channel Example of a Valid Value: • 10	M
SAP S/4HANA Cloud Division	Customer Division Example of a Valid Value: • 00	M
SAP S/4HANA Cloud Sales Organization	Customer Sales Organization Example of a Valid Value: • 3810	M
BigCommerce Customers Query Limit	A customer should choose a value that corresponds to his BigCommerce Store Rate Limit for API Requests. This limit is used when we obtain information from BigCommerce and can affect performance. Example of a Valid Value:	O

	• 200	
Customer Post-Exit Flow	Link to the Customer Post-Exit Integration Flow. Mandatory in case "**Customer Post-Exit Flow Enabled**" is set to "**true**" Example of a Valid Value: • /generic_post_exit_process_direct	O
Customer Post-Exit Flow Enabled	Indicates whether the Customer Post-Exit flow is Enabled Valid Values: • true/false	O
Customer Pre-Exit Flow	Link to the Customer Pre-Exit Integration Flow. Mandatory in case "**Customer Pre-Exit Flow Enabled**" is set to "**true**" Example of a Valid Value: • /generic_pre_exit_process_direct	O
Customer Pre-Exit Flow Enabled	Indicates whether the Customer Pre-Exit flow is Enabled Valid Values: • true/false	O
Logging Enabled	Indicates whether Payloads from BigCommerce & S/4HANA Cloud will be persisted through "Persist Message" Valid Values : • true/false	O
Incoterms Classification	Incoterms classification	M

	Example of a valid value: • EXW	
Incoterms Location 1	Incoterms location Example of a valid value: • Inco. Location 1	M

7. Save and Deploy

4.3.6 Replicate Orders from BigCommerce to SAP S4HANA Cloud Public Edition

The integration flow allows replication of Orders from BigCommerce to SAP S/4HANA Cloud Sales Orders. The following figure represents the business process:

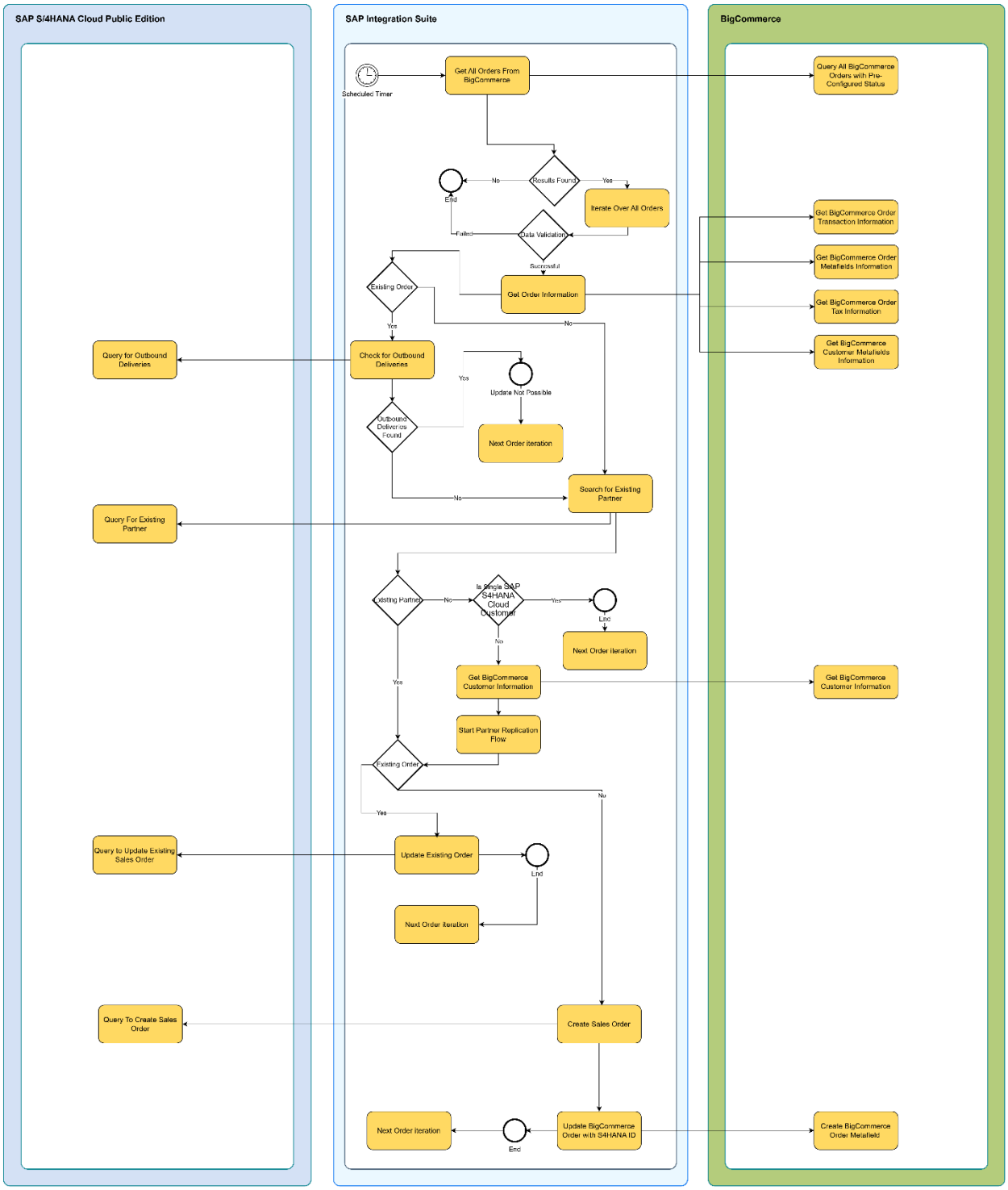

Figure 4.3.6.1 Replicate Orders from BigCommerce to SAP S4HANA Cloud Public Edition

4.3.6.1 Prerequisites

The following actions must be performed as a prerequisite:

- Deploy the security artifacts that are required during the configuration of the integration content
- Configure and deploy the “Replicate B2C Customers from BigCommerce to SAP S4HANA Cloud Public Edition” Integration flow
- Configure the correct condition types in SAP S4HANA Cloud Public Edition

4.3.6.2 Configuration

Follow the steps below to configure the Integration flow:

1. Open the “Replicate Orders from BigCommerce to SAP S4HANA Cloud Public Edition” Integration flow
2. Click on Configure
3. Configure the Timer as per business operations

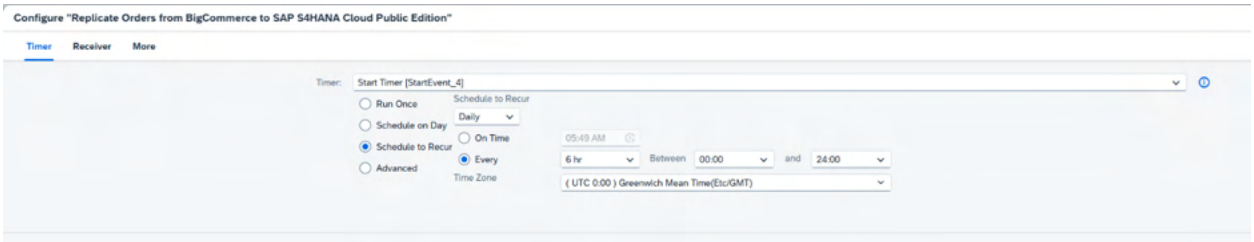

Figure 4.3.6.2.1 Configuring the Replicate Orders from BigCommerce to SAP S4HANA Cloud Edition Integration Flow’s Timer

4. Configure the SAP S4HANA Cloud Receivers

The receivers share a common configuration and configuring just one of them is sufficient.

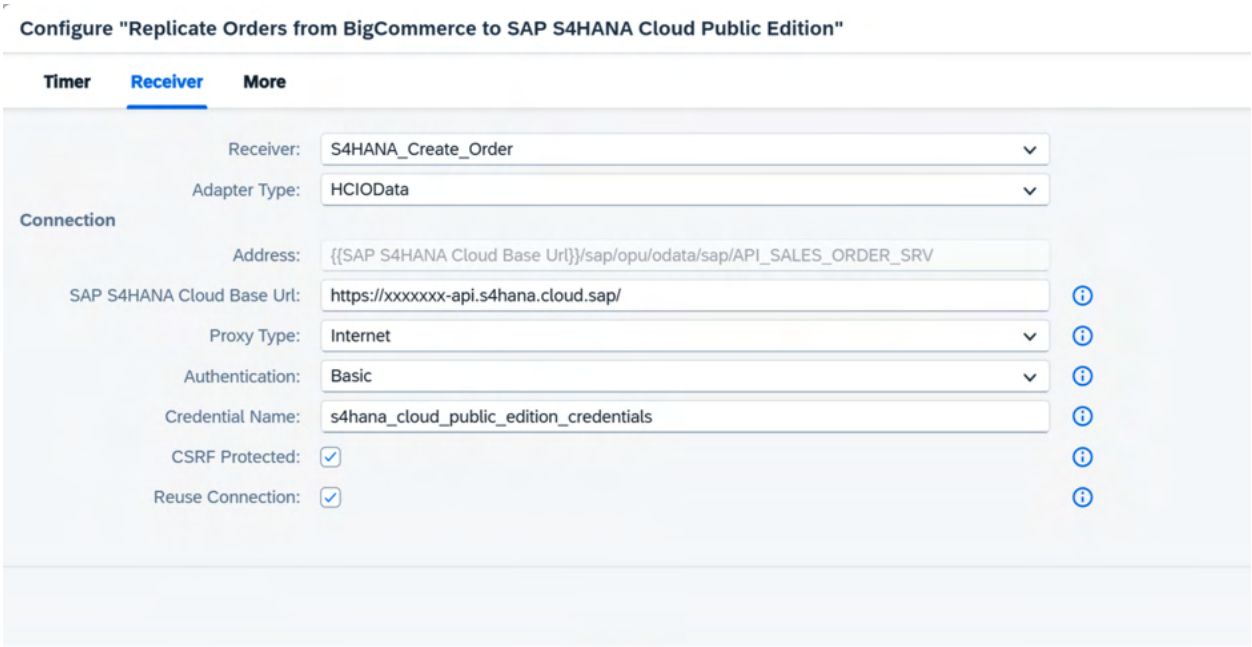

Figure 4.3.6.2.2 Configuring the Replicate Orders from BigCommerce to SAP S4HANA Cloud Edition Integration Flow's S4HANA Cloud Configuration

The description of each of the fields in Figure 4.3.6.2.2 is presented in the table below.

Externalized Parameter	Description	Mandatory / Optional
SAP S/4HANA Cloud Base URL	Specify the SAP S/4HANA Cloud API Base URL For Example: • https://xxxxxxx-api.s4hana.cloud.sap	M
Credential Name	Specify the name of the deployed User Credentials Security Material that holds the username and password used to authenticate with SAP S/4HANA Cloud	M
Location ID	It is visible only when On-Premise is selected for Proxy type. Used to connect Cloud SAP Connector to your account.	O
Private Key Alias	It is visible only when Client Certificate is selected for Authentication. Enter the private key alias that enables the system to fetch the private key from the keystore for authentication.	O

5. Configure the BigCommerce Receivers

The receivers share a common configuration and configuring just one of them is sufficient.

Figure 4.3.6.2.3 Configuring the Replicate Orders from BigCommerce to SAP S4HANA Cloud Edition Integration Flow's BigCommerce Configuration

The description of each of the fields in Figure 4.3.6.2.3 is presented in the table below.

Externalized Parameter	Description	Mandatory / Optional
BigCommerce Base Url	Your BigCommerce Base Url. The store hash part can be extracted from the BigCommerce dashboard URL: https://store-XXXXXX.mybigcommerce.com/manage/dashboard Example of a valid value: • https://api.bigcommerce.com/stores/abcdef1234	M
BigCommerce Secure Parameter	Specify the name of the deployed Secure Parameter that holds the access token used to authorize with BigCommerce	M
Attach Error Details on Failure	If selected, any errors encountered by the adapter will be output in a separate text attachment	O

	Default value: True	
BigCommerce Response Headers	Specify the accepted response headers. Use a pipe "|"-separated list. Using "*" will accept all response headers Default value: *	O

6. Configure the "Exit_iFlow" Receiver

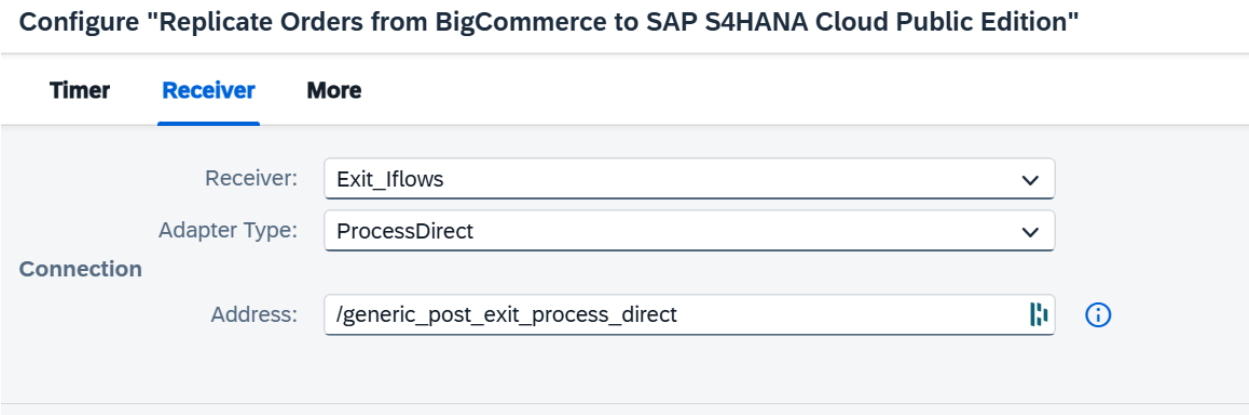

Figure 4.3.6.2.4 Configuring the Integration Flow's Exit_iFlow Receiver

The description of each of the fields in Figure 4.3.6.2.4 is presented in the table below

Externalized Parameter	Description	Mandatory / Optional
Customer Post-Exit Flow ID	Link to the Customer Post-Exit Integration Flow. Mandatory in case "**Customer Post-Exit Flow Enabled**" is set to "**true**" For Example: • /generic_post_exit_process_direct	O

7. Configure the "CustomerExitFlow" Receiver

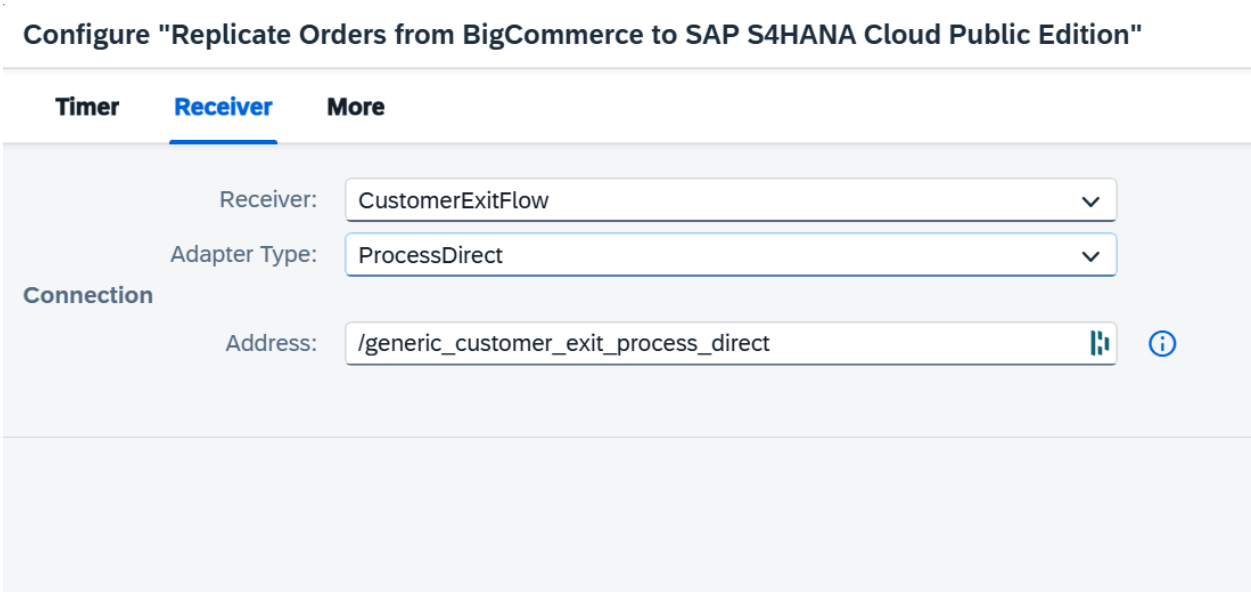

Figure 4.3.6.2.5 Configuring the Integration Flow's Customer_Exit_iFlow Receiver

The description of each of the fields in Figure 4.3.6.2.5 is presented in the table below

Externalized Parameter	Description	Mandatory / Optional
Customer Exit Flow ID	Link to the Customer Exit Integration Flow. Mandatory in case "**Customer Exit Flow Enabled**" is set to "**true**" For Example: • /generic_customer_exit_process_direct	O

8. Configure the "CreatePartnerFlow" Receiver

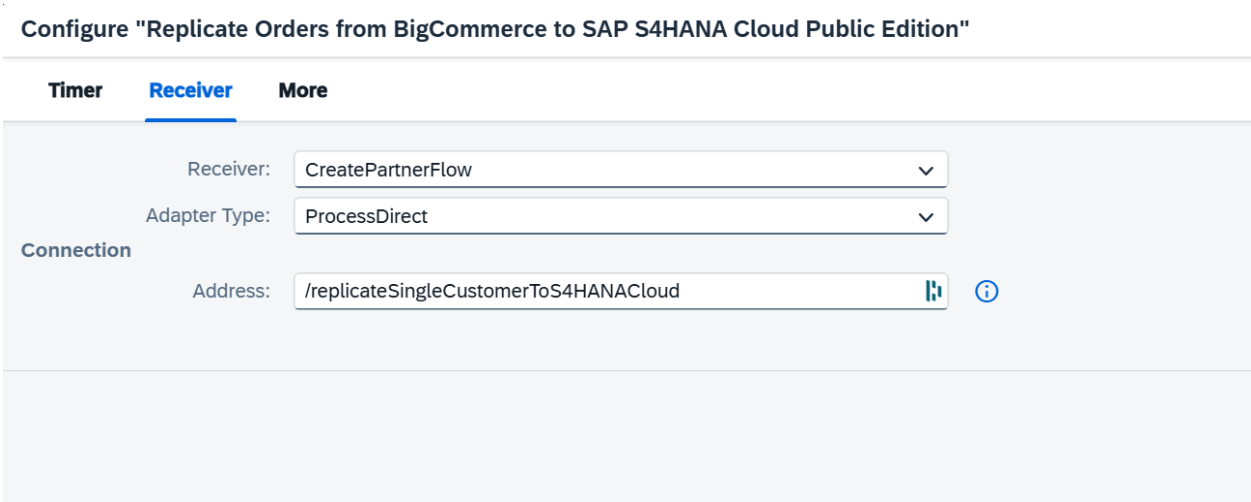

Figure 4.3.6.2.6 Configuring the Integration Flow's Create_Partner_iFlow Receiver

The description of each of the fields in Figure 4.3.6.2.6 is presented in the table below

Externalized Parameter	Description	Mandatory / Optional
Create Partner Flow	This parameter will give the flow the correct address for the Create Partner flow. We Advise not to change its default value. For Example: • /replicateSingleCustomerToS4HANA	O

9. Configure the More Tab

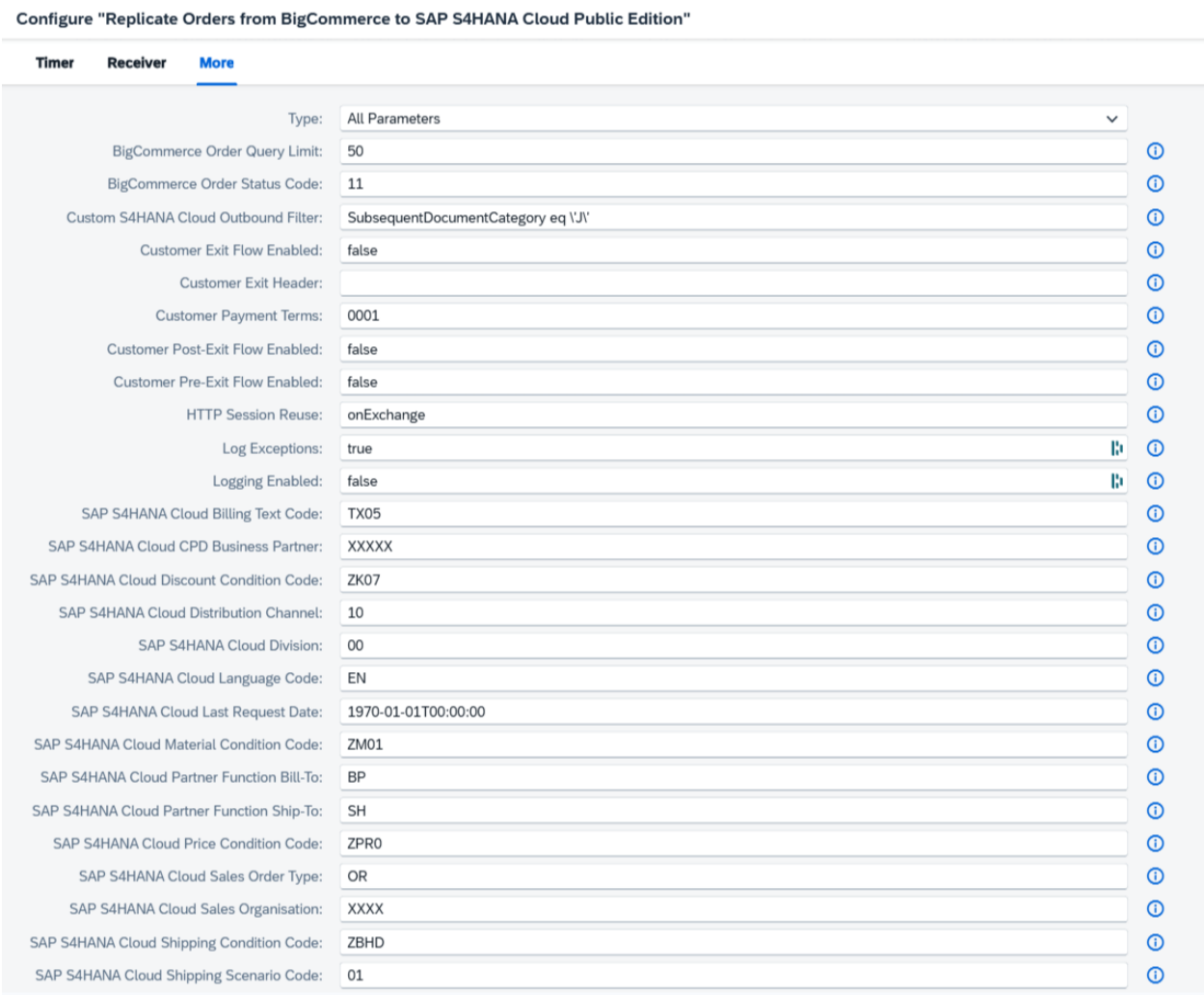

Figure 4.3.6.2.7 Configuring the Replicate Orders from BigCommerce to SAP S4HANA Cloud Edition Integration Flow's More Configuration

The description of each of the fields in Figure 4.3.6.2.7 is presented in the table below.

Externalized Parameter	Description	Mandatory / Optional
BigCommerce Order Query Limit	This limit is used when we obtain information from BigCommerce and can affect performance. Example of a Valid Value: • 50	O
BigCommerce Order Status Code	The status code for the BigCommerce Order. For a full list of available values, check the API Documentation	O

	Default Value: 11 (Awaiting Fulfillment)	
Custom S4HANA Cloud Outbound Filter	This parameter can be used to narrow down the created outbound delivery for a Sales Order in client's SAP S4HANA Cloud Environment For Example: • SubsequentDocumentCategory eq \'J\'	O
Customer Exit Flow Enabled	Indicates whether the Customer Exit flow is Enabled	O
Customer Exit Header	This configured parameter is a header which accepts an expression, like an exchange property in the valid values or a custom constant, plain text. The value will be directed to the third-part flow, configured by the customer. This header will not interfere with the main flow, it is only to be consumed from the custom Customer iFlow. Valid Values are in the following format: • ${property.some_property} • ${header.some_header} • example_text	O
Customer Payment Terms	The Payment Terms for the Customer For Example: • 0001	O
Customer Post-Exit Flow Enabled	Indicates whether the Customer Post-Exit flow is Enabled	O
Customer Pre-Exit Flow Enabled	Indicates whether the Customer Pre-Exit flow is Enabled	O
HTTP Session Reuse	Configure the session handling scope for HTTP based endpoints. Choose one of the following options: • None - Session handling is switched off. • On Exchange - Each exchange corresponds to a single session (use this option for stateful services).	O

	• On Integration Flow - Only one session will be used across the whole integration flow (only use this option for stateless services). Default Value: On Exchange	
SAP S4HANA Cloud Last Request Date	This Date is used to define boundaries for the first - Initial start for the replication flow. After the first start the flow will save the latest date automatically and will use it to determine the delta for materials extract. Valid Values are Dates in the following format: • YYYY-MM-DDTHH:MM:SS For Example: • 1970-01-01T00:00:00	O
SAP S4HANA Cloud Billing Text Code	This is the code of the Billing Text in the Sales order Item Level located in the Text. This text is used to save the payment details coming from BigCommerce. The customer can use different code if he wants to store the note on different text item. For Example: • TX05	M
SAP S4HANA Cloud Language Code	Default Language For Example: • EN	O
SAP S4HANA Cloud Partner Function Ship-To	The Code for the Ship-To Partner Function For Example: • SH	M
SAP S4HANA Cloud Partner Function Bill-To	The code for The Bill-To Partner Function For Example: • BP	M

SAP S4HANA Cloud Material Condition Code	This is the used Condition Type to set up the promotions for the material/product in SAP S4HANA Public Cloud. For Example: • ZM01	
SAP S4HANA Cloud Sales Order Type	The Sales Order type For Example: • OR	M
SAP S4HANA Cloud Price Condition Code	The default condition code for the Price comes from BigCommerce. The customer can choose a different one, but it needs to allow manual input. For Example: • PPR0	M
SAP S4HANA Cloud Shipping Scenario Code	Shipping Scenario Code For Example: • 01	M
SAP S4HANA Cloud Shipping Condition Code	The Condition Code for Shipping amount. For Example: • ZFRH	M
SAP S4HANA Cloud Tax Condition Code	Condition code for Tax amount, also need to allow manual input For Example: • TTX1	M
SAP S4HANA Cloud Discount Condition Code	This is the Condition Code used to store the discount coming from BigCommerce. Customer can choose different one associated with his environment, but it needs to allow manual input. For Example: • YK07	M
SAP S4HANA Cloud Distribution Channel	Customer Distribution Channel For Example:	M

	• 10	
SAP S4HANA Cloud Division	Customer Division For Example: • 00	M
SAP S4HANA Cloud Sales Organization	Customer Sales Organization For Example: • 3810	M
Log Exceptions	Indicates whether logging of Exceptions, as attachments, is enabled. Default Value: true Valid values: • true • false	O
Logging Enabled	Indicates whether logging of System Payloads is enabled. This is not recommended to be enabled in a live environment unless necessary. Valid values: • true • false	O
Single SAP S4HANA Cloud Customer	Business partner number. If provided, this will be used as a SoldToParty customer for all BigCommerce orders. If this configuration remains empty, the default behavior is for each Customer from BigCommerce to be represented as a Business Partner within SAP S/4HANA Cloud Public Edition and linked to their Sales Orders.	O

	For Example: • 1234567	
SAP S4HANA Cloud CPD Business Partner	Business partner number. This must be provided and will be used as a SoldToParty for all BigCommerce orders placed by guest users. For example: • 1234567	M

7. Configure the S4HANA Cloud to work with the needed Condition Types

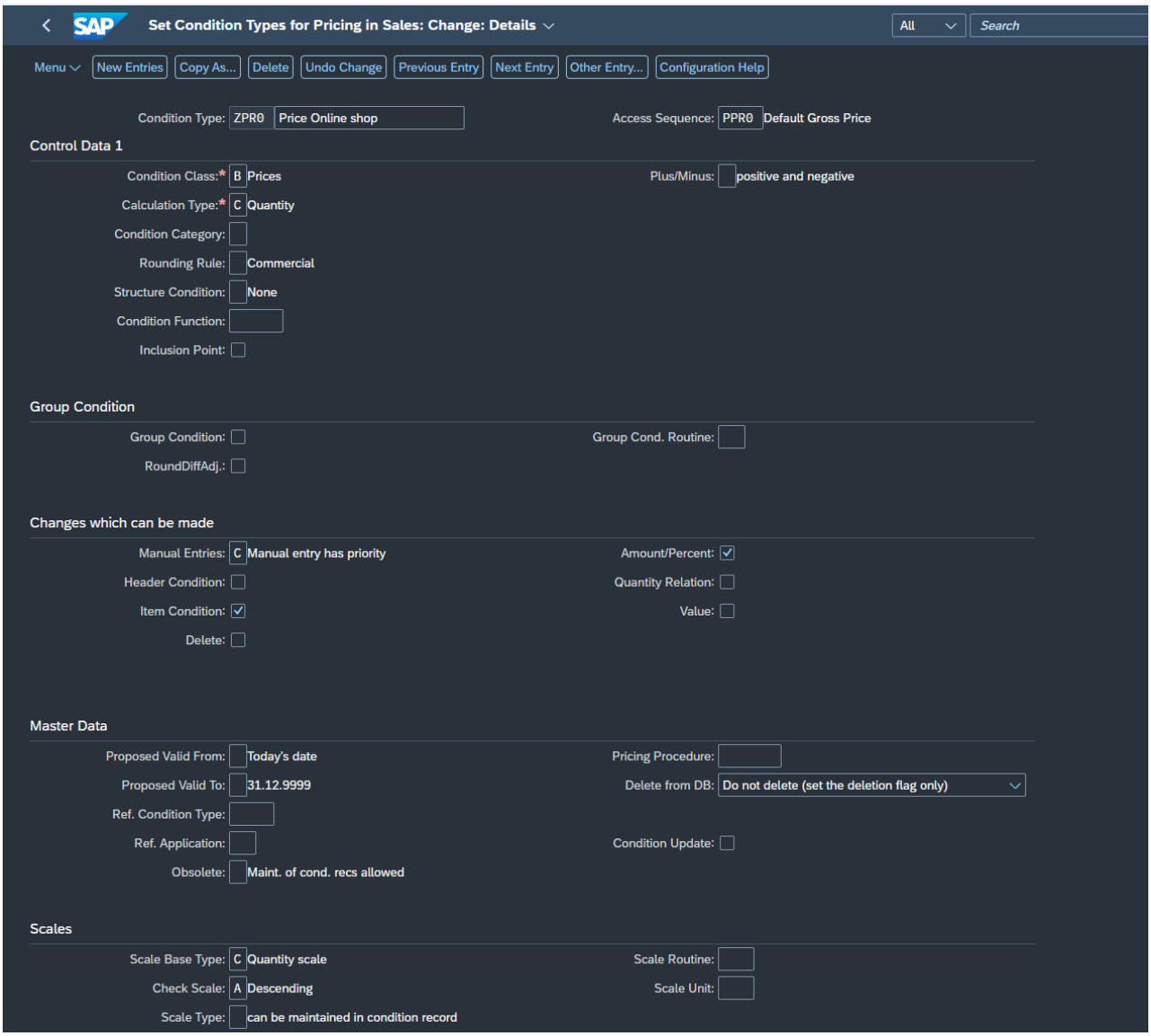

Figure 4.3.6.2.8 Configuring the Replicate BigCommerce Order to SAP S4HANA Cloud Public Edition Integration Flow's S4HANA Custom Condition Type ZPR0

Configuration for Condition: **ZPR0**

Parameter	Value
Condition class	B - Prices
Condition type	C - Quantity

Condition category	None (Empty)
Plus/Minus	positive and negative
Manual entries	C - Manual entry has priority
Header condition	No
Item condition	Yes
Amount/Percent	Yes

Figure 4.3.6.2.9 Configuring the Replicate BigCommerce Order to SAP S4HANA Cloud Public Edition Integration Flow's S4HANA Custom Condition Type ZM01

Configuration for Condition: **ZM01**

Parameter	Value
Condition class	A - Discount or Surcharges
Condition type	A - Percentage

Condition category	None (Empty)
Plus/Minus	positive and negative
Manual entries	C - Manual entry has priority
Header condition	No
Item condition	Yes
Amount/Percent	Yes

Figure 4.3.6.2.10 Configuring the Replicate BigCommerce Order to SAP S4HANA Cloud Public Edition Integration Flow's S4HANA Custom Condition Type ZH07

Configuration for Condition: **ZH07**

Parameter	Value
Condition class	A - Discount or Surcharges
Condition type	A - Percentage

Condition category	None (Empty)
Plus/Minus	X - Negative
Manual entries	No limitations
Header condition	Yes
Item condition	Yes
Amount/Percent	Yes

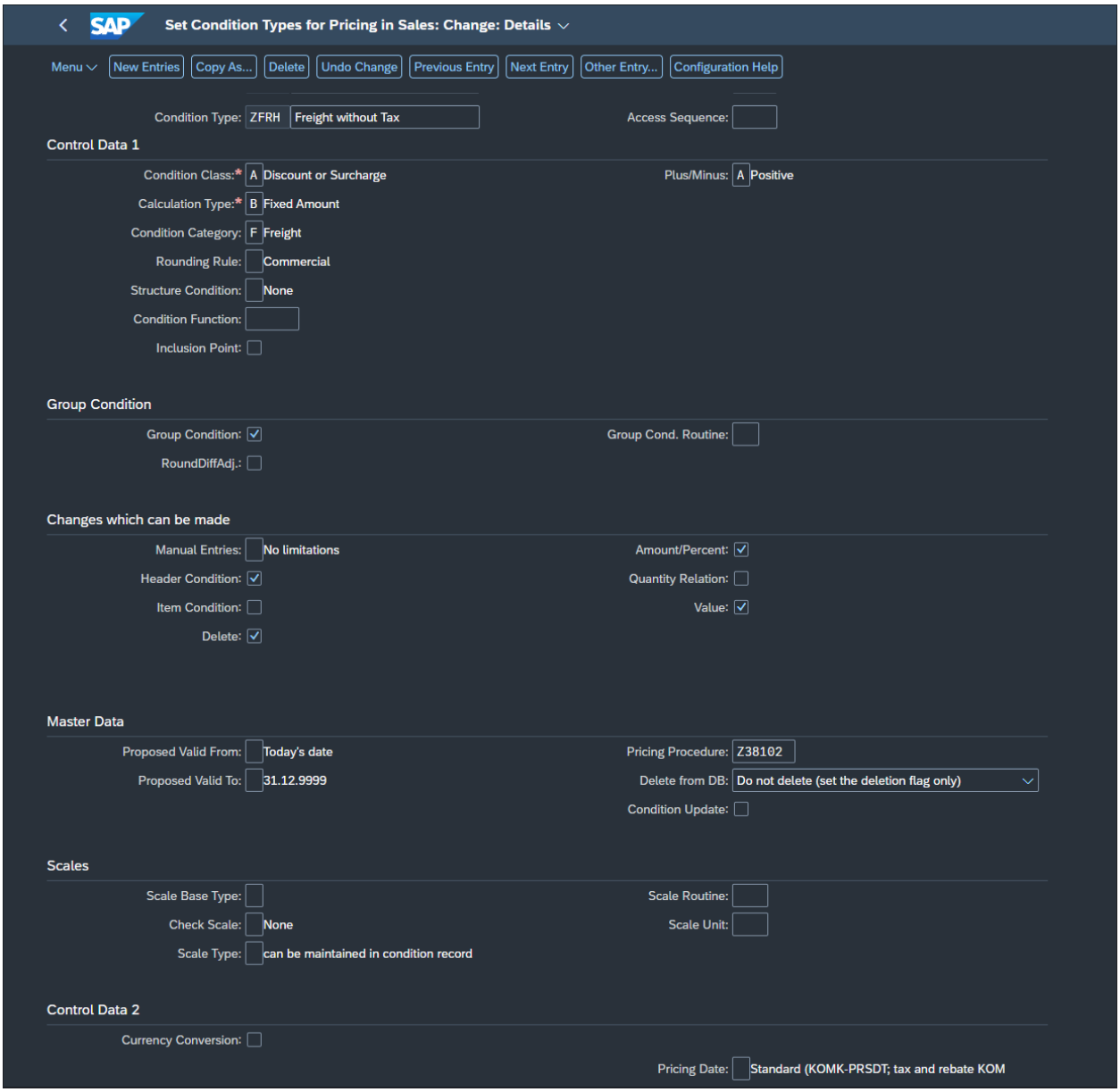

Figure 4.3.6.2.11 Configuring the Replicate BigCommerce Order to SAP S4HANA Cloud Public Edition Integration Flow's S4HANA Custom Condition Type ZFRH

Configuration for Condition: **ZFRH**

Parameter	Value
Condition class	A - Discount or Surcharges

Condition type	B - Fixed amount
Condition category	F - Freight
Plus/Minus	A - Positive
Manual entries	No limitations
Header condition	Yes
Item condition	No
Amount/Percent	Yes
Group condition	Yes

Figure 4.3.6.2.12 Configuring the Replicate BigCommerce Order to SAP S4HANA Cloud Public Edition Integration Flow's S4HANA Custom Condition Type TTX1

Configuration for Condition: **TTX1**

Parameter	Value
Condition class	D - Taxes
Condition type	A - Percentage

Condition category	D - Tax
Plus/Minus	positive and negative
Manual entries	C - Manual entry has priority
Header condition	No
Item condition	Yes
Amount/Percent	Yes
Group condition	Yes

Custom Pricing Procedure (the following figures are just for reference to give a better picture how the condition types are used):

Procedures - Control Data

View: V_T683S
Client: 080
Datum: 12.12.2024

U	App	Procedure	Step	Cntr	CnTy	From	To	Manual	Requiremnt	Subtotal	Statist.	Alt.Amount	AltCBV	Acct Key	Accruals	Print Ty	Mandatory	Description	AcctDetn	Acc. Lvl	Copy Steps
A	V	Z38101	10		PCO1			X	2	B				ERL				Actual Costs			
A	V	Z38101	20		ZPR0				2					ERL			X	Price Online shop			
A	V	Z38101	60		PMP0			X	2					ERL				Manual Price			
A	V	Z38101	100							1		2				a		Gross Value			
A	V	Z38101	120		DPG1				2					YB2		a		Cust. Grp / Material			
A	V	Z38101	130		DCM1				2					YB2		a		Customer/Material			
A	V	Z38101	135		DCH1				2					YB2		a		Customer Hierarchy			
A	V	Z38101	140		DC01				2					YB2		a		Division / Customer			
A	V	Z38101	145		ZK07				2					YB2		b		Customer Discount			
A	V	Z38101	150		ZM01				2					YB1		a		Material Discount			
A	V	Z38101	160		DPG2				2					YB2		a		Customer Price Group			
A	V	Z38101	170		DPG3				2					YB1		a		Material Price Group			
A	V	Z38101	180		DPG4				2					YB2		a		Customer/Mat.Pr.Grp			
A	V	Z38101	190		DPG5				2					YB2		a		Cust. Grp/Mat.Pr.Grp			
A	V	Z38101	195		DPH1				2					YB1		a		Product Hierarchy			
A	V	Z38101	200		DRG1	100		X	2					YB3		a		% Gross Amount 1			
A	V	Z38101	210		DRN1			X	2					YB3		a		% Net Amount 1			
A	V	Z38101	211		ZH07			X	2					YB3		a		Sales Order Discount			
A	V	Z38101	220		DRQ1			X	2					YB3		a		+/- as to Quantity 1			
A	V	Z38101	230		DRV1			X	2					YB3		a		Fixed Amount 1			
A	V	Z38101	240		DRW1			X	2					YB3		a		+/- as to Grss Wght1			
A	V	Z38101	300			101	299											Sum Surcharges/Discounts			
A	V	Z38101	310		PNP0			X	2			6	3	ERL				Net Price			
A	V	Z38101	390		D100				55	G			28	ERS		a		100% discount			
A	V	Z38101	700							2		2				a		Net Value 1			
A	V	Z38101	701		DRE1				2				2	ERS		a		Refund Deduction			
A	V	Z38101	740									82						Stat.Value without Freight			
A	V	Z38101	745		FPA1			X	2	4				ERF		B		Packaging fee			
A	V	Z38101	750		ZBHD			X	2	4			13	ERF		B		Freight			
A	V	Z38101	770		FIN1			X	2	4				ERF		B		Insurance fee			
A	V	Z38101	780		DPR1			X			X							Price-Related Diff.			
A	V	Z38101	781		DQU1			X			X							Qty-Related Diff.			
A	V	Z38101	785		DTO1	780	781					285		ERS				Total Difference			
A	V	Z38101	800							3		2						Net Value 2			
A	V	Z38101	840		YZWR				2			48		ERL		B		Down Pay./Settlement			

Figure 4.3.6.2.13 Configuring the Replicate BigCommerce Order to SAP S4HANA Cloud Public Edition Integration Flow's S4HANA Custom Pricing Pro

Procedures - Control Data

Reference Step Overview

Step ...	Cou...	Con...	Description	From...	To St...	Ma...	Re...	Stat...	Rel...	Print Ty...	Subtotal	Require...	Alt. Cal...	Alt. Cn...	Accoun...	Accruals	Acc...
770	0	FIN1	urance fee			☑	☐	☐	☐	B	4	2			ERF		
780	0	DPR1	Price-Related Diff.			☑	☐	☑	☐								
781	0	DQU1	Qty-Related Diff.			☑	☐	☑	☐								
785	0	DTO1	Total Difference	780	781	☐	☐	☐	☐				285		ERS		
800	0		Net Value 2			☐	☐	☐	☐		3		2				
840	0	YZWR	Down Pay./Settlement			☐	☐	☐	☐	B		2	48		ERL		
849	0	DCD2	Cash Discount Net			☐	☐	☑	☐		D	14		2			
850	0	TTX1	Output Tax			☐	☑	☐	☐	A		10		16	MWS		
898	0	ZFRH	Freight without Tax			☑	☐	☐	☐	B	4	2		13	ERF		
899	0	DRD1	Rounding Off			☐	☑	☐	☐			13	16	4	ERS		
900	0		Total Value			☐	☐	☐	☐		A		4				
910	0	DCD1	Cash Discount Gross			☐	☐	☑	☐			9		11			
922	0	DFAD	Factoring Discount			☐	☐	☑	☐			23		2	ERS		
923	0	TFAD	Factoring Disc. Tax	922		☐	☑	☑	☐			21			MWS		
925	0	GRWR	Statistical value	740	770	☐	☐	☑	☐		C	91					
930	0	PCIP	Internal Price			☐	☐	☑	☐		B	4					
950	0		Profit Margin			☐	☐	☐	☐				11				
960	0	PSAM	Standalone (Mat.)			☐	☐	☑	☐			99					
965	0	DCEV	Tolerance f.Exp.Val.			☐	☐	☑	☐								
970	0	PCE1	Cust.-Expected Price			☑	☐	☑	☐				8				
971	0	PCE2	Cust.-Expected Value			☑	☐	☑	☐				8				

Figure 4.3.6.2.14 Configuring the Replicate BigCommerce Order to SAP S4HANA Cloud Public Edition Integration Flow's S4HANA Custom Pricing Procedure

Important note: The procedure step for the custom shipping condition **must** be higher than the procedure step for the tax condition. Otherwise, the tax could be applied twice to the shipping charge of the BigCommerce order.

8. Configuring Single SAP S4HANA Cloud Customer

If the "Single SAP S4HANA Cloud Customer" configuration field is filled in, that customer will be designated as the Sold-To-Party for the order. Consequently, a new business partner will not be created for the BigCommerce customer. This applies even if the BigCommerce customer has already been replicated.

The shipping and billing addresses will only be available as Bill-To-Party and Ship-To-Party. They will not be attached to the Single SAP S4HANA Cloud Customer address information.

The Single SAP S4HANA Cloud Customer should be configured correctly:

- Must have a name
- Must have an address
- Must have a valid sales organization
- Must have a valid business partner grouping

- Must have business partner role types corresponding to the configured **SAP S/4HANA Cloud Business Partner Role 1 and Role 2**
- Must have a valid tax type, category and number

9. Configuring SAP S4HANA Cloud CPD Business Partner

The “SAP S4HANA Cloud CPD Business Partner” must be populated. This customer will be used as the Sold-To-Party for all BigCommerce orders placed by a guest (not registered or logged in) user.

The shipping and billing addresses will only be available as Bill-To-Party and Ship-To-Party. They will not be attached to the SAP S4HANA Cloud CPD Business Partner address information.

If the “Single SAP S4HANA Cloud Customer” is populated as well, the SAP S4HANA Cloud CPD Business Partner will take precedence and will be used as the Sold-To-Party for all guest orders.

The Single SAP S4HANA Cloud CPD Business Partner should be configured correctly:

- Must have a name
- Must have an address
- Must have a valid sales organization
- Must have a valid business partner grouping
- Must have business partner role types corresponding to the configured **SAP S/4HANA Cloud Business Partner Role 1 and Role 2**
- Must have a valid tax type, category and number

It is possible to configure the "Single SAP S4HANA Cloud Customer" and “SAP S4HANA Cloud CPD Business Partner” with the same business partner ID.

10. Save and deploy the Integration Flow

4.3.7 Replicate Delivery Details from SAP S4HANA Cloud Public Edition to BigCommerce

This Integration Flow enables the replication of Delivery Details from SAP S/4HANA Cloud to BigCommerce. Typically, the Integration Flow must be scheduled, based on your business processes. The Integration Flow synchronizes the state of completed Outbound Deliveries for Sales Order from SAP S/4HANA Cloud Public Edition to BigCommerce Shipments, after the last execution of the Integration Flow. The figure below depicts the business process that is implemented

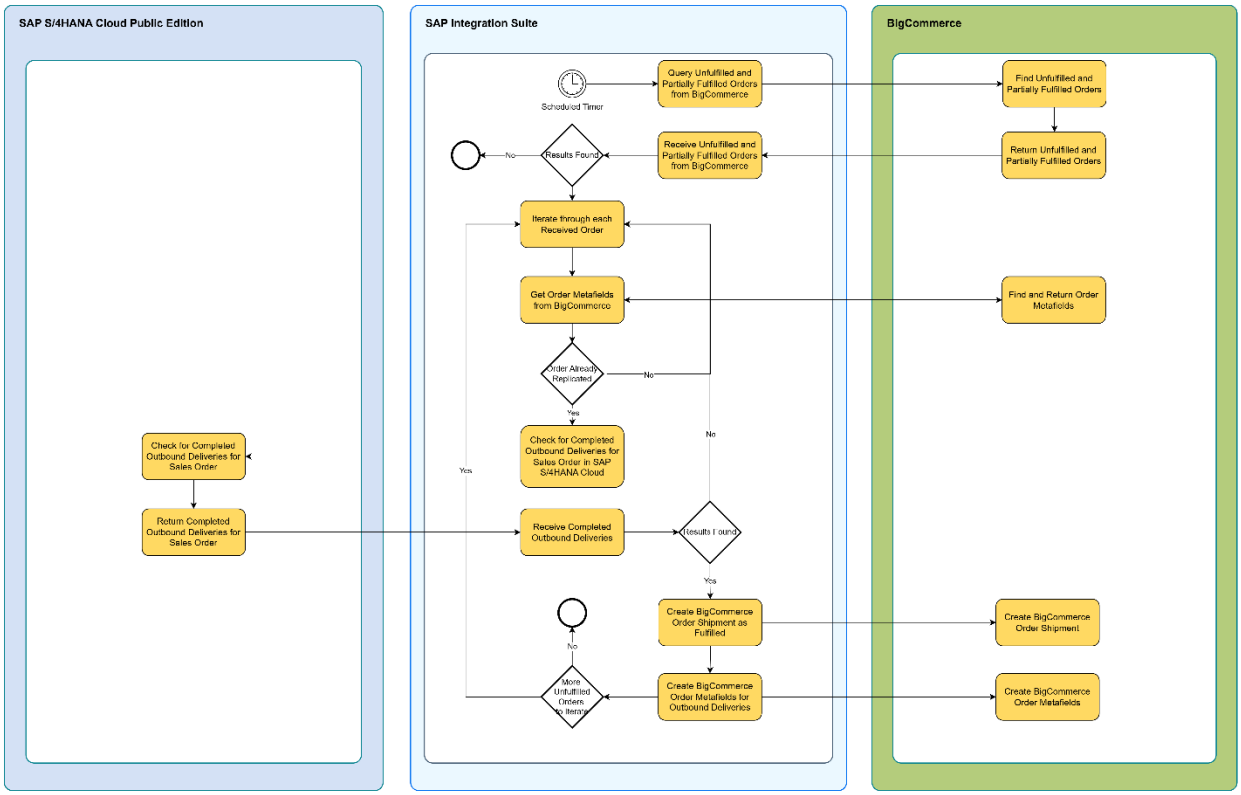

Figure 4.3.7.1 Replicate Delivery Details from SAP S4HANA Cloud Public Edition to BigCommerce

4.3.7.1 Prerequisites

The following actions must be performed as a prerequisite:

- Deploy the security artifacts that are required during the configuration of the integration content

4.3.7.2 Configuration

Follow the steps below to configure the Integration flow:

1. Open the “Replicate Delivery Details from SAP S4HANA Cloud Public Edition to BigCommerce” Integration flow
2. Click on Configure
3. Configure the Timer as per business operations

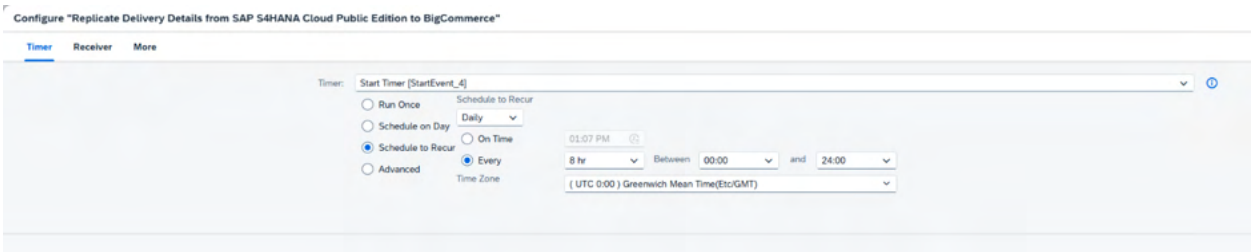

Figure 4.3.7.2.1 Example Configuration of the Replicate Delivery Details from SAP S4HANA Cloud Public Edition to BigCommerce's Timer

4. Configure the SAP S4HANA Cloud Receiver

Figure 4.3.7.2.2 Configuration of the Replicate Delivery Details from SAP S4HANA Cloud Public Edition to BigCommerce's S4HANA Receiver

The description of each of the fields in Figure 4.3.7.2.2 is presented in the table below.

Externalized Parameter	Description	Mandatory / Optional
SAP S/4HANA Cloud Base URL	Specify the SAP S/4HANA Cloud API Base URL For Example: • https://xxxxxxx-api.s4hana.cloud.sap	M
Credential Name	Specify the name of the deployed User Credentials Security Material that holds the username and password used to authenticate with SAP S/4HANA Cloud	M

Location ID	It is visible only when On-Premise is selected for Proxy type. Used to connect Cloud SAP Connector to your account.	O
Private Key Alias	It is visible only when Client Certificate is selected for Authentication. Enter the private key alias that enables the system to fetch the private key from the keystore for authentication.	O

5. Configure the BigCommerce Receivers

The receivers share a common configuration and configuring just one of them is sufficient.

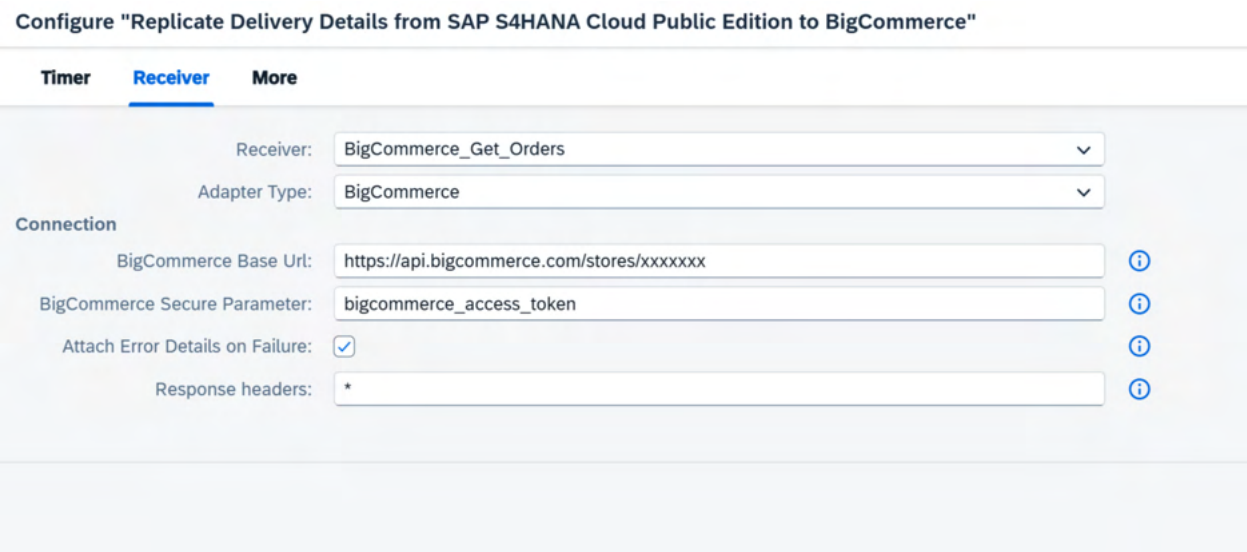

Figure 4.3.7.2.3 Configuring the Replicate Delivery Details from SAP S4HANA Cloud Public Edition to BigCommerce Integration Flow's BigCommerce Configuration

The description of each of the fields in Figure 4.3.7.2.3 is presented in the table below.

Externalized Parameter	Description	Mandatory / Optional
BigCommerce Base Url	Your BigCommerce Base Url. The store hash part can be extracted from the BigCommerce dashboard URL: https://store-XXXXXX.mybigcommerce.com/manage/dashboard Example of a valid value: • https://api.bigcommerce.com/stores/abcdef1234	M

BigCommerce Secure Parameter	Specify the name of the deployed Secure Parameter that holds the access token used to authorize with BigCommerce	M
Attach Error Details on Failure	If selected, any errors encountered by the adapter will be output in a separate text attachment Default value: True	O
BigCommerce Response Headers	Specify the accepted response headers. Use a pipe "|"-separated list. Using "*" will accept all response headers Default value: *	O

6. Configure the More Tab

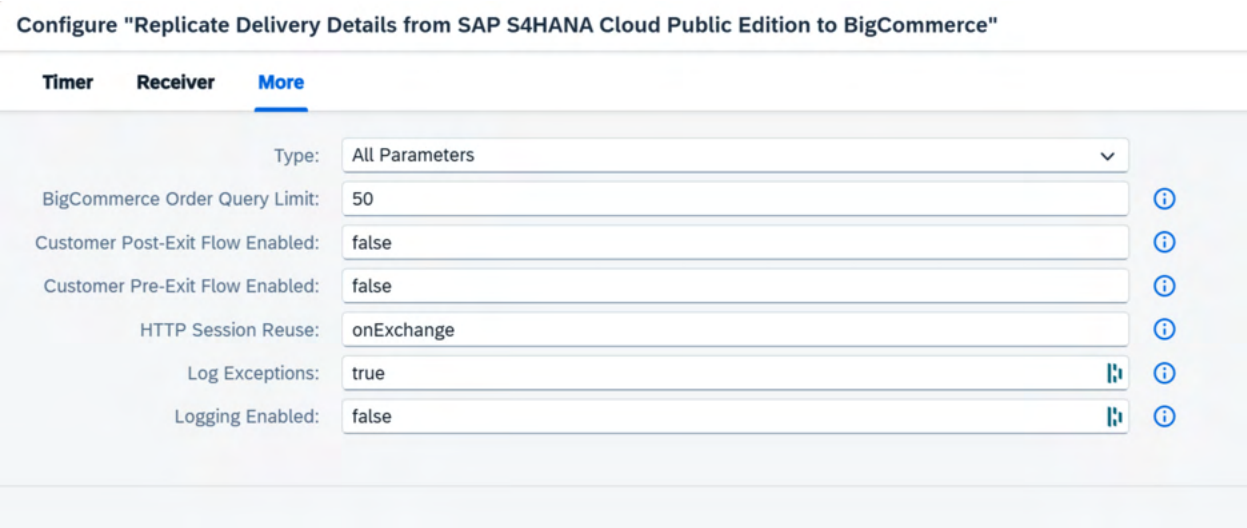

Figure 4.3.7.2.4 Configuring the Replicate Delivery Details from SAP S4HANA Cloud Public Edition to BigCommerce Integration Flow's More Configuration

The description of each of the fields in Figure 4.3.7.2.4 is presented in the table below.

Externalized Parameter	Description	Mandatory / Optional
BigCommerce Order Query Limit	This limit is used when we obtain information from BigCommerce and can affect performance. Example of a Valid Value:	O

	• 50	
Customer Post-Exit Flow Enabled	Indicates whether the Customer Post-Exit flow is Enabled	O
Customer Post-Exit Flow ID	Link to the Customer Post-Exit Integration Flow. Mandatory in case "**Customer Post-Exit Flow Enabled**" is set to "**true**" For Example: • /generic_post_exit_process_direct	O
Customer Pre-Exit Flow Enabled	Indicates whether the Customer Pre-Exit flow is Enabled	O
Customer Pre-Exit Flow ID	Link to the Customer Pre-Exit Integration Flow. Mandatory in case "**Customer Pre-Exit Flow Enabled**" is set to "**true**" For Example: • /generic_pre_exit_process_direct	O
HTTP Session Reuse	Configure the session handling scope for HTTP based endpoints. Choose one of the following options: • None - Session handling is switched off. • On Exchange - Each exchange corresponds to a single session (use this option for stateful services). • On Integration Flow - Only one session will be used across the whole integration flow (only use this option for stateless services). Default Value: On Exchange	O
Log Exceptions	Indicates whether logging of Exceptions, as attachments, is enabled. Default Value: true Valid values:	O

	• true • false	
Logging Enabled	Indicates whether logging of System Payloads is enabled. This is not recommended to be enabled in a live environment unless necessary. Valid values: • true • false	O

7. Save and Deploy the Integration Flow

4.3.8 Replicate Order Returns from BigCommerce to SAP S4HANA Cloud Public Edition

This Integration Flow enables the replication of Order Return data from BigCommerce to SAP S/4HANA Cloud. It is designed to capture refund events processed in BigCommerce and create corresponding Return Orders in SAP S/4HANA Cloud.

Typically, the Integration Flow must be scheduled, based on your business requirements and processes in BigCommerce. The Integration Flow identifies newly created or updated refund transactions in BigCommerce since the last execution, and for each refund, it creates a corresponding Customer Return Order in SAP S/4HANA Cloud Public Edition. The figure below depicts the business process that is implemented

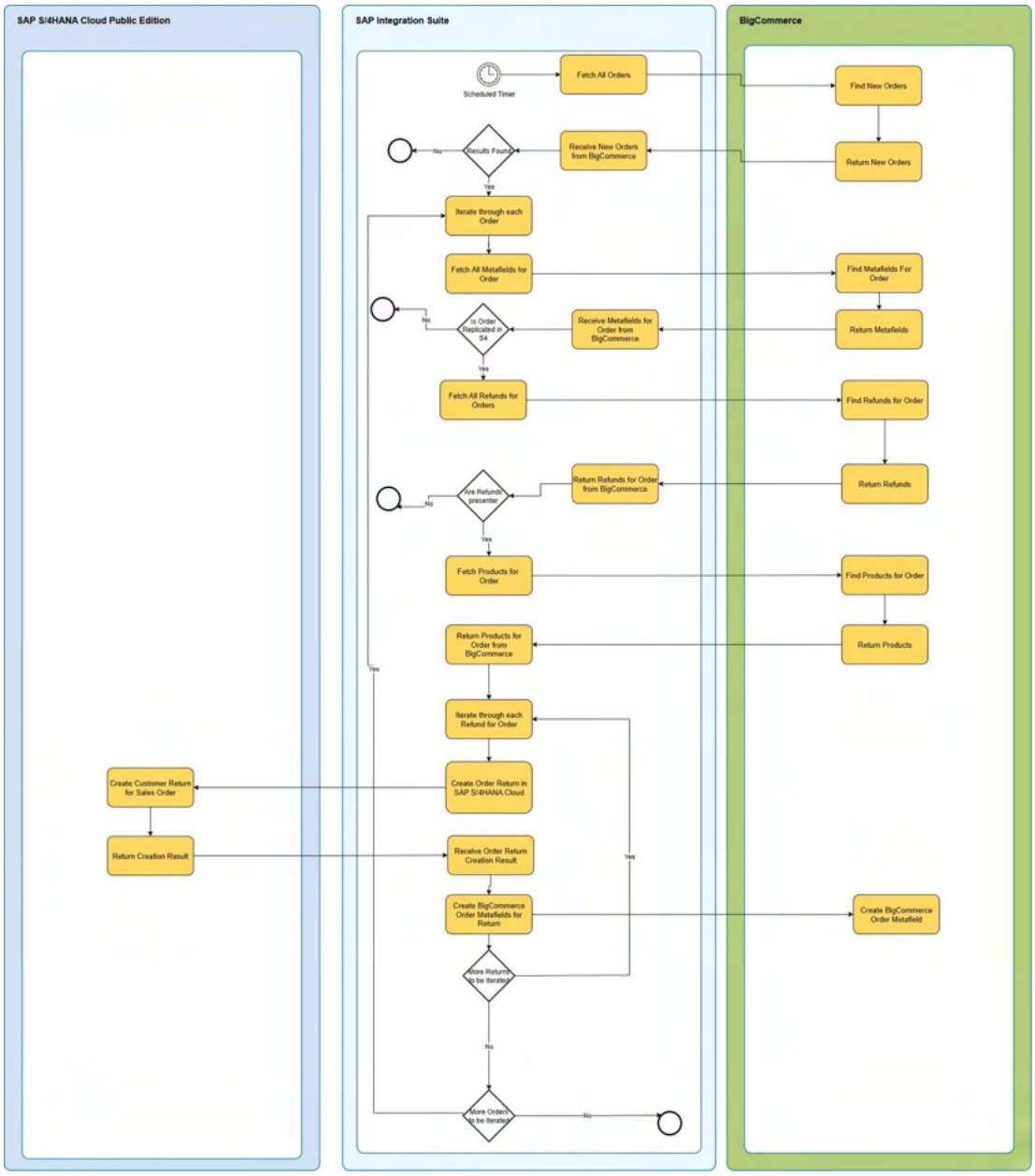

Figure 4.3.8.1 Replicate Order Returns from BigCommerce to SAP S4HANA Cloud Public Edition

4.3.8.1 Prerequisites

The following actions must be performed as a prerequisite:

- Deploy the security artifacts that are required during the configuration of the integration content

4.3.8.2 Configuration

Follow the steps below to configure the Integration flow:

1. Open the “Replicate Order Returns from BigCommerce to SAP S4HANA Cloud Public Edition” Integration flow
2. Click on Configure
3. Configure the Timer as per business operations

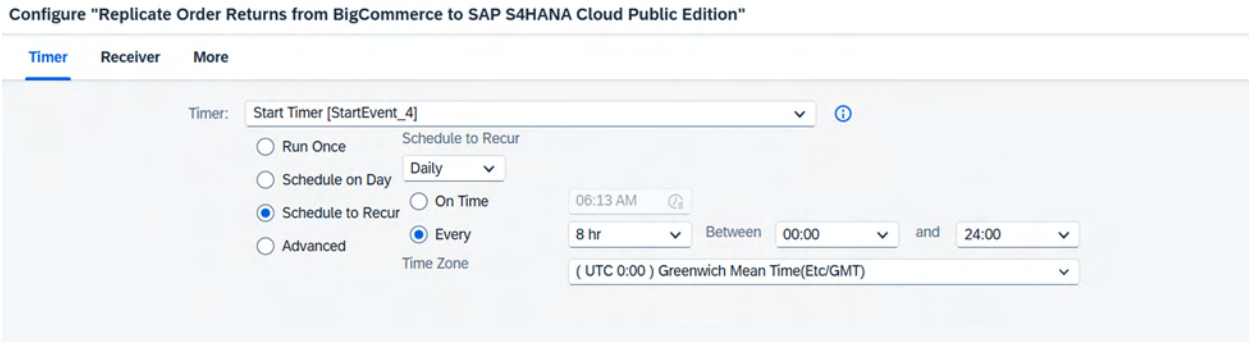

Figure 4.3.8.2.1 Example Configuration of the Replicate Order Return from BigCommerce to SAP S4HANA Cloud Public Edition Integration Flow’s Timer

4. Configure the SAP S4HANA Cloud Receiver

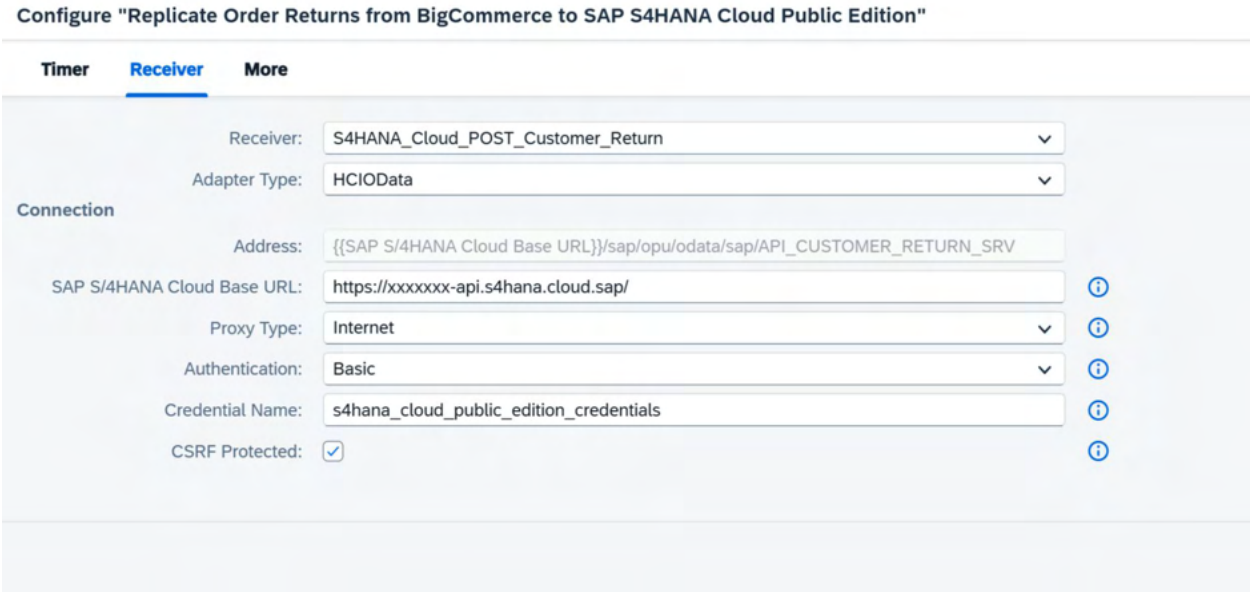

Figure 4.3.8.2.2 Configuration of the Replicate Order Refunds from BigCommerce to SAP S4HANA Cloud Public Edition’s S4HANA Receiver

The description of each of the fields in Figure 4.3.8.2.2 is presented in the table below.

Externalized Parameter	Description	Mandatory / Optional
SAP S/4HANA Cloud Base URL	Specify the SAP S/4HANA Cloud API Base URL	M

	For Example: • https://xxxxxxx-api.s4hana.cloud.sap	
Credential Name	Specify the name of the deployed User Credentials Security Material that holds the username and password used to authenticate with SAP S/4HANA Cloud	M
Location ID	It is visible only when On-Premise is selected for Proxy type. Used to connect Cloud SAP Connector to your account.	O
Private Key Alias	It is visible only when Client Certificate is selected for Authentication. Enter the private key alias that enables the system to fetch the private key from the keystore for authentication.	O

5. Configure the BigCommerce Receivers

The receivers share a common configuration and configuring just one of them is sufficient.

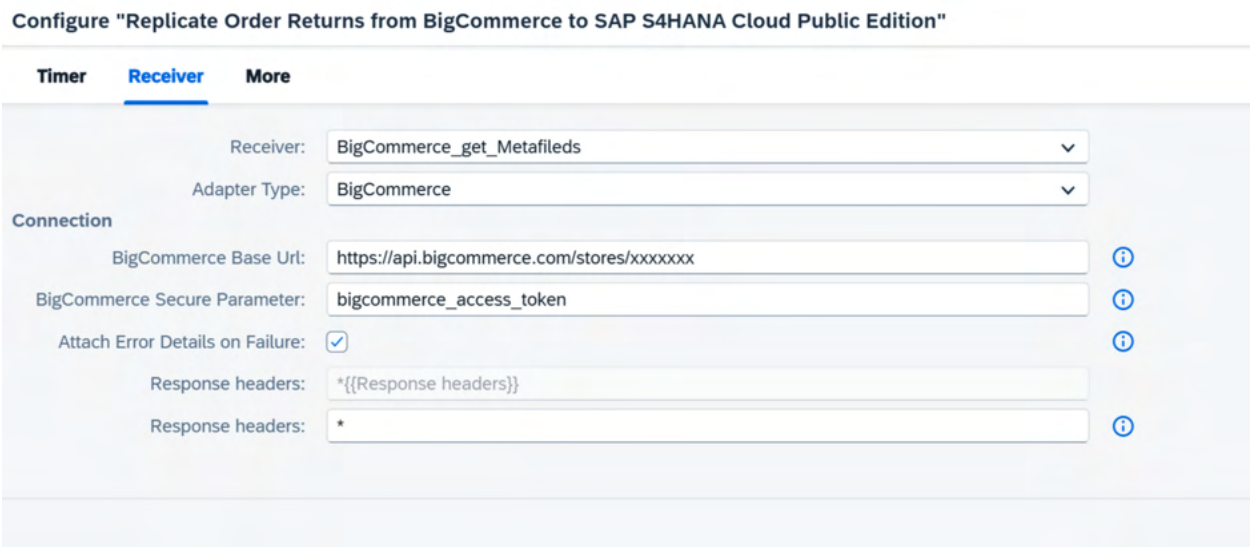

Figure 4.3.8.2.3 Configuring the Replicate Order Returns from BigCommerce to SAP S4HANA Cloud Public Edition to Integration Flow's BigCommerce Configuration

The description of each of the fields in Figure 4.3.8.2.3 is presented in the table below.

Externalized Parameter	Description	Mandatory / Optional

BigCommerce Base Url	Your BigCommerce Base Url. The store hash part can be extracted from the BigCommerce dashboard URL: https://store-XXXXXX.mybigcommerce.com/manage/dashboard Example of a valid value: • https://api.bigcommerce.com/stores/abcdef1234	M
BigCommerce Secure Parameter	Specify the name of the deployed Secure Parameter that holds the access token used to authorize with BigCommerce	M
Attach Error Details on Failure	If selected, any errors encountered by the adapter will be output in a separate text attachment Default value: True	O
BigCommerce Response Headers	Specify the accepted response headers. Use a pipe "|"-separated list. Using "*" will accept all response headers Default value: *	O

6. Configure the More Tab

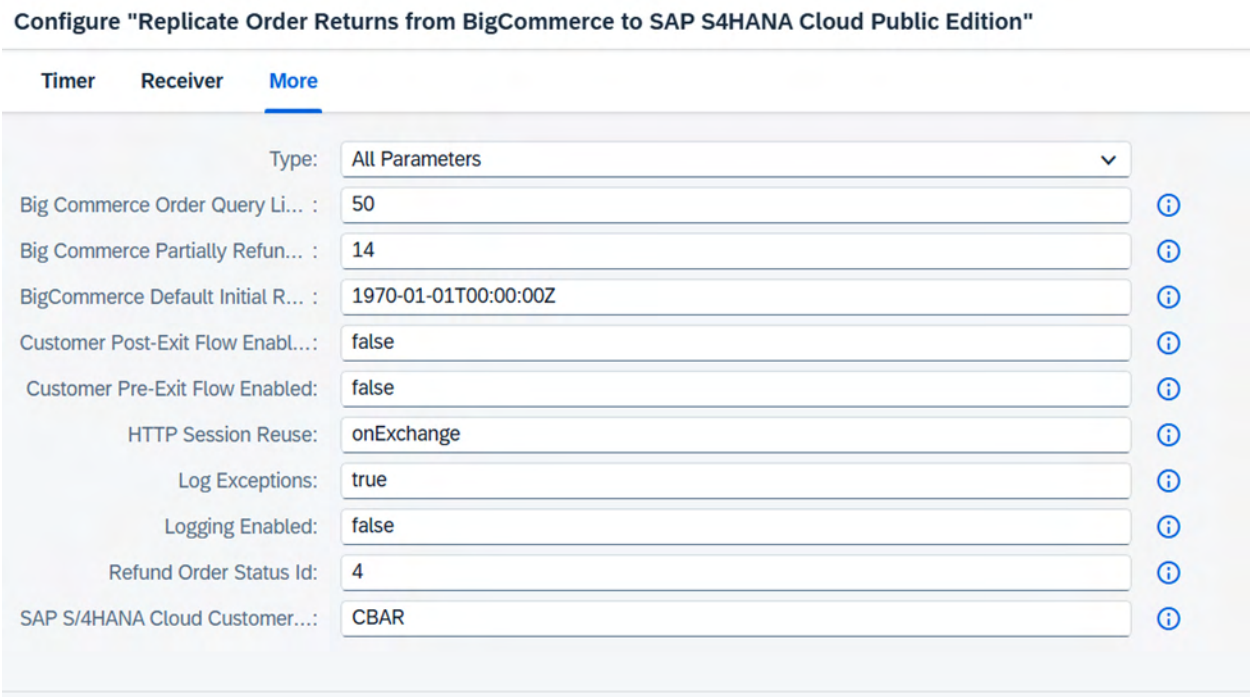

Figure 4.3.8.2.4 Configuring the Replicate Order Returns from BigCommerce to SAP S4HANA Cloud Public Edition Integration Flow's More Configuration

The description of each of the fields in Figure 4.3.8.2.4 is presented in the table below.

Externalized Parameter	Description	Mandatory / Optional
BigCommerce Order Query Limit	This limit is used when we obtain information from BigCommerce and can affect performance. Example of a Valid Value: • 50	O
BigCommerce Partially Refund Order Status Id	Indicates the BigCommerce Order Status ID for Partial Refund	O
BigCommerce Default Initial Request Timestamp	This Date is used to define boundaries for the start for the replication flow. After that, the flow will save the latest date automatically and will use it to determine the delta for materials extract. Example for a Valid Value: 1970-01-01T00:00:00Z	O

Customer Post-Exit Flow Enabled	Indicates whether the Customer Post-Exit flow is Enabled	O
Customer Post-Exit Flow ID	Link to the Customer Post-Exit Integration Flow. Mandatory in case "**Customer Post-Exit Flow Enabled**" is set to "**true**" For Example: • /generic_post_exit_process_direct	O
Customer Pre-Exit Flow Enabled	Indicates whether the Customer Pre-Exit flow is Enabled	O
Customer Pre-Exit Flow ID	Link to the Customer Pre-Exit Integration Flow. Mandatory in case "**Customer Pre-Exit Flow Enabled**" is set to "**true**" For Example: • /generic_pre_exit_process_direct	O
HTTP Session Reuse	Configure the session handling scope for HTTP based endpoints. Choose one of the following options: • None - Session handling is switched off. • On Exchange - Each exchange corresponds to a single session (use this option for stateful services). • On Integration Flow - Only one session will be used across the whole integration flow (only use this option for stateless services). Default Value: On Exchange	O
Log Exceptions	Indicates whether logging of Exceptions, as attachments, is enabled. Default Value: true Valid values: • true	O

	• false	
Logging Enabled	Indicates whether logging of System Payloads is enabled. This is not recommended to be enabled in a live environment unless necessary. Valid values: • true • false	O
Refund Order Status Id	Indicates the BigCommerce Status ID for Refund	O
SAP S/4HANA Cloud Customer Return Type	Indicates the SAP S/4HANA Cloud Customer Return Type for creation of new Customer Returns in SAP S/4HANA Cloud. Default value: CBAR	O

7. Save and Deploy the Integration Flow

4.3.9 Replicate Order Cancellation from BigCommerce to SAP S4HANA Cloud Public Edition

This Integration Flow enables the replication of Cancelled Orders from BigCommerce to SAP S/4HANA Cloud Public Edition. Typically, the Integration Flow must be scheduled, based on your business processes. The Integration Flow synchronizes newly cancelled BigCommerce Orders, after the last execution of the Integration Flow. The figure below depicts the business process that is implemented.

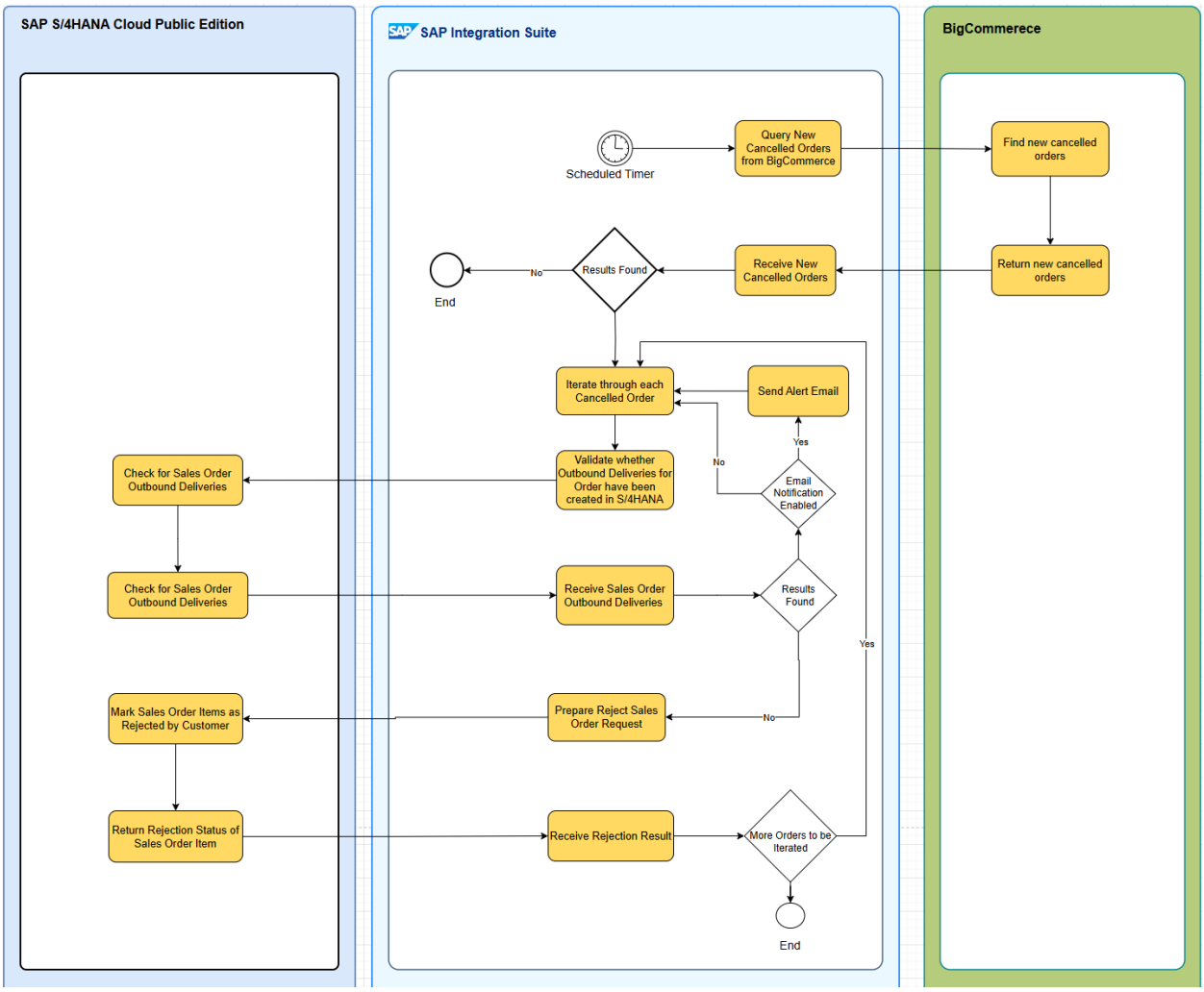

Figure 4.3.9.1 Replicate Order Returns from BigCommerce to SAP S4HANA Cloud Public Edition

4.3.9.1 Prerequisites

The following actions must be performed as a prerequisite:

- Deploy the security artifacts that are required during the configuration of the Integration Content

4.3.9.2 Configuration

Follow the steps below to configure the Integration Flow:

1. Open the “Replicate Order Cancellation from BigCommerce to SAP S/4HANA Cloud Public Edition” Integration Flow
2. Click on Configure
3. Configure the Timer as per business operation expectations and requirements

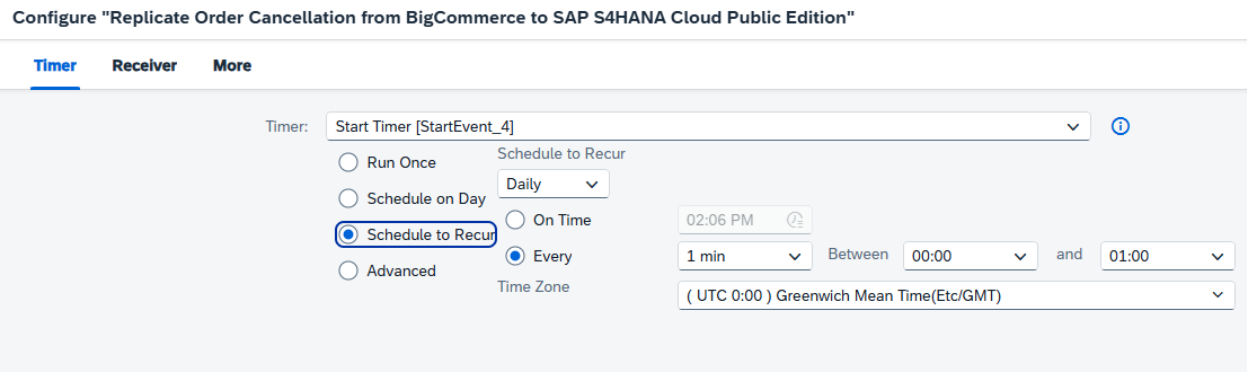

Figure 4.3.9.2.1 Configuring the Integration Flow's Timer

Configure at least one of the "S4HANA_CLOUD" Receivers. The configuration is externalized and change in one of the S/4HANA Receivers will propagate the updated configuration within the rest.

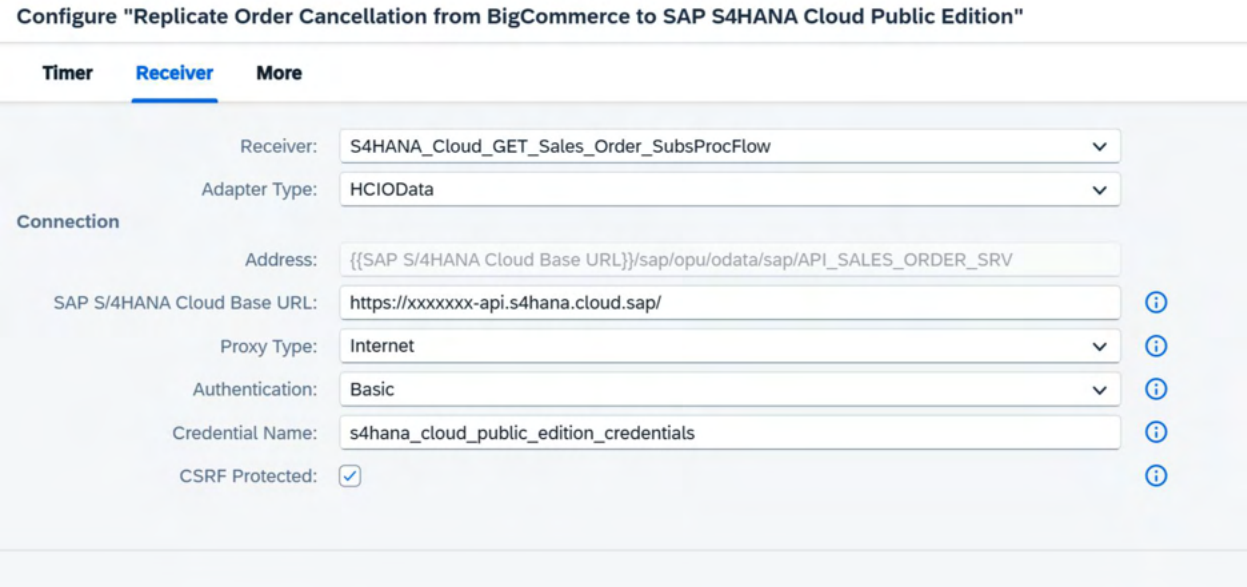

Figure 4.3.9.2.2 Configuring the Integration Flow's SAP S/4HANA Cloud Configuration

The description of each of the fields in Figure 4.3.9.2.2 is presented in the table below

Externalized Parameter	Description	Mandatory / Optional
SAP S/4HANA Cloud Base URL	Specify the SAP S/4HANA Cloud API Base URL For Example:	M

	• https://xxxxxxx-api.s4hana.cloud.sap	
Credential Name	Specify the name of the deployed User Credentials Security Material that holds the username and password used to authenticate with SAP S/4HANA Cloud	M
Location ID	It is visible only when On-Premise is selected for Proxy type. Used to connect Cloud SAP Connector with your account.	O
Private Key Alias	It is visible only when Client Certificate is selected for Authentication. Enter the private key alias that enables the system to fetch the private key from the keystore for authentication.	O

Configure at least one of the “BigCommerce” Receivers. The configuration is externalized and change in one of the BigCommerce Receivers’ Configurations will propagate the updated configuration within the rest.

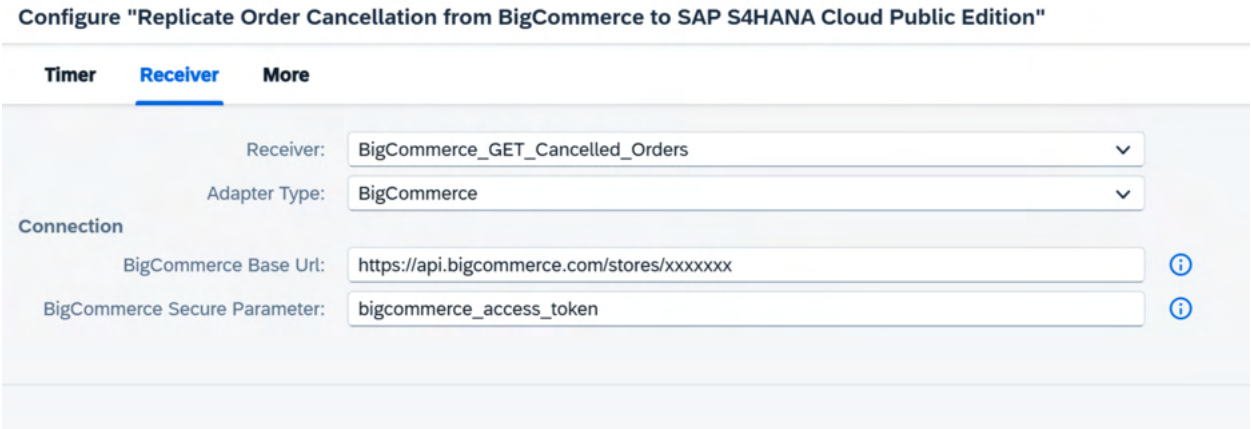

Figure 4.3.9.2.3 Configuring the Integration Flow’s BigCommerce Configuration

The description of each of the fields in Figure 4.3.9.2.3 is presented in the table below. There are three different configurations for Big Commerce Receivers, but you need to configure just one of them (doesn't matter which one of the three you will choose, the configured details will be propagated to the rest as they share common configuration)

Externalized Parameter	Description	Mandatory / Optional

Big Commerce Base Url	Your BigCommerce Base Url. The store hash part can be extracted from the BigCommerce dashboard URL: https://store-XXXXXX.mybigcommerce.com/manage/dashboard Example of a valid value: • https://api.bigcommerce.com/stores/abcdef1234	M
Big Commerce Secure Parameter	Specify the name of the deployed Secure Parameter that holds the access token used to authorize with Big Commerce	M

Configure “More” as shown in the figure below

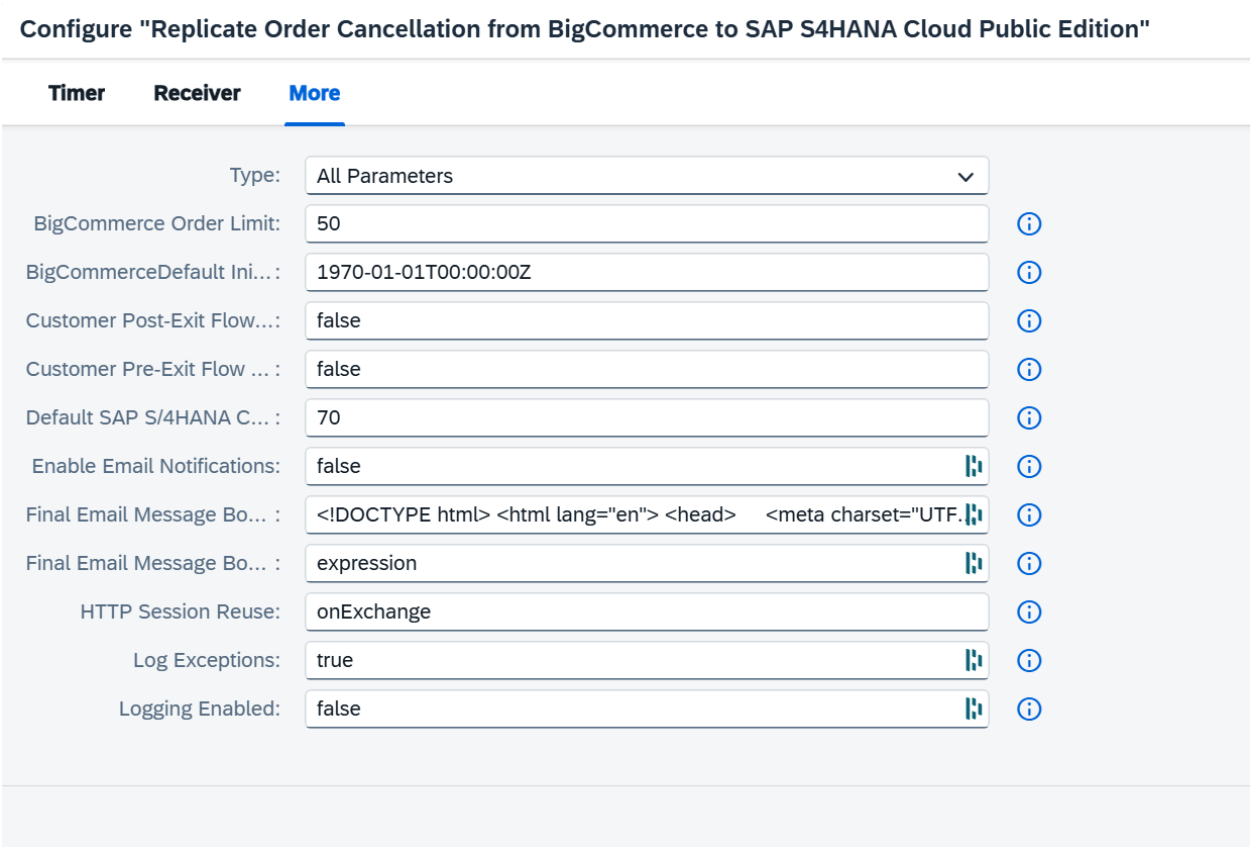

Figure 4.3.9.2.4 Configuring Integration Flow’s More Configuration

The description of each of the fields in Figure 4.3.9.2.4 is presented in the table below

Externalized Parameter	Description	Mandatory / Optional
Customer Post-Exit Flow Enabled	Indicates whether a custom Customer Post-Exit Flow is enabled. If this is enabled the "CustomerPostExitFlow" Receiver must be configured. Valid values: • true • false	O
Customer Pre-Exit Flow Enabled	Indicates whether a custom Customer Pre-Exit Flow is enabled. If this is enabled the "CustomerPreExitFlow" Receiver must be configured. Valid values: • true • false	O
Enable Email Notifications	Indicates whether email notifications are sent when there is an alert during the Integration Flow Execution. Example case when an alert will be sent: An Order is BigCommerce had been cancelled whereas an Outbound Delivery has already been created in SAP S/4HANA Cloud. Default Value: true Valid values: • true • false	O
Final Email Message Body Content	Contains the Email Body in HTML format that will be sent during alerts.	O

Final Email Message Body Type	Indicates the message body type in SAP Integration Suite. Body Type “expression” is used when the “Final Email Message Body Content” contains dynamically evaluated values Default Value: expression	O
HTTP Session Reuse	Configure the session handling scope for HTTP based endpoints. Choose one of the following options: • None - Session handling is switched off. • On Exchange - Each exchange corresponds to a single session (use this option for stateful services). • On Integration Flow - Only one session will be used across the whole integration flow (only use this option for stateless services). Default Value: On Exchange	O
Log Exceptions	Indicates whether logging of Exceptions, as attachments, is enabled. Default Value: true Valid values: • true • false	O
Logging Enabled	Indicates whether logging of System Payloads is enabled. This is not recommended to be enabled in a live environment unless necessary. Valid values: • true	O

	• false	
BigCommerce Default Initial Request Timestamp	Taken into consideration during Initial Load/ First Execution of the Integration Flow. Indicates the timestamp after which Orders have been created and should be replicated during the Initial Load / First Execution of the Integration Flow Valid Values are timestamps in the following format: • yyyy-MM-dd'T'HH:mm:ss'Z' For Example: • 1970-01-01T00:00:00Z	O
BigCommerce Order Limit	This limit is used when we obtain information from BigCommerce and can affect performance. Example of a Valid Value: 50	O

7. Configure the “CustomerPreExitFlow” Receiver

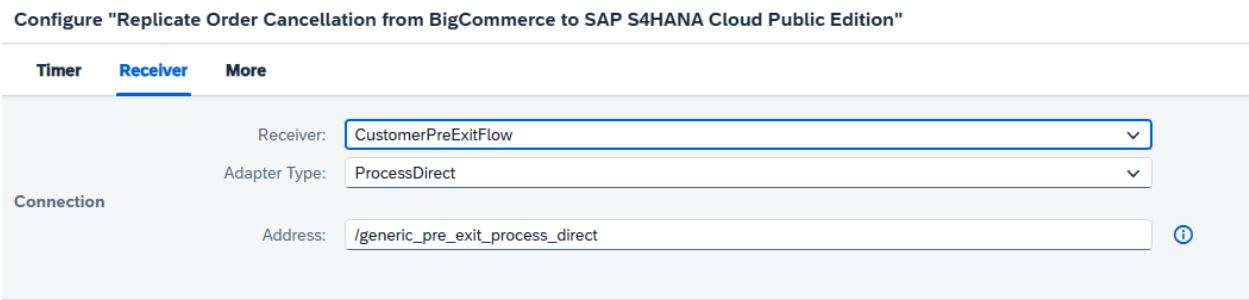

Figure 4.3.9.2.5 Configuring the Integration Flow’s CustomerPreExitFlow Receiver

The description of each of the fields in Figure 4.3.9.2.5 is presented in the table below

Externalized Parameter	Description	Mandatory / Optional

Address	Contains the Integration Flow address which will be triggered during the execution of the Pre-Exit Integration Flow Step. For Example: • /generic_pre_exit_process_direct Note: This will be taken into consideration only if Customer Pre-Exits are enabled, denoted by the "Customer Pre-Exit Flow Enabled" Parameter mentioned above	O

8. Configure the "CustomerPostExitFlow" Receiver

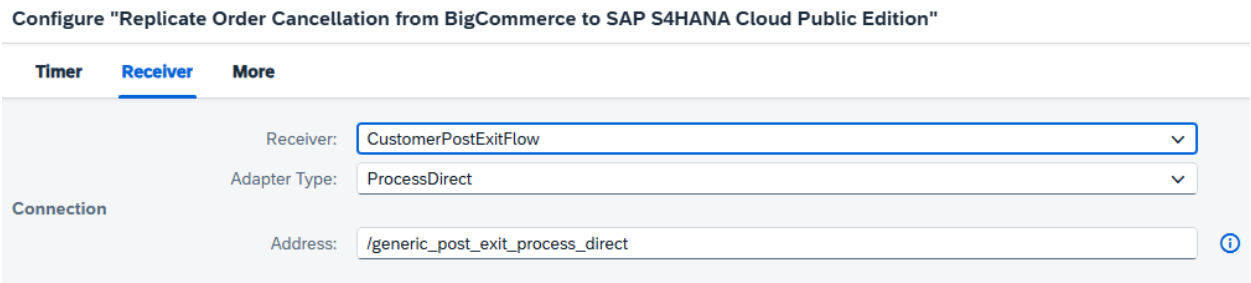

Figure 4.3.9.2.6 Configuring the Integration Flow's CustomerPostExitFlow Receiver

The description of each of the fields in Figure 4.3.9.2.6 is presented in the table below

Externalized Parameter	Description	Mandatory / Optional
Address	Contains the Integration Flow address which will be triggered during the execution of the Post-Exit Integration Flow Step. For Example: • /generic_post_exit_process_direct Note: This will be taken into consideration only if Customer Post-Exits are enabled, denoted by	O

	the “Customer Post-Exit Flow Enabled” Parameter mentioned above	

9. Configure the “Email” Receiver

Note: The Email receiver should be configured only if “Enable Email Notifications” is enabled

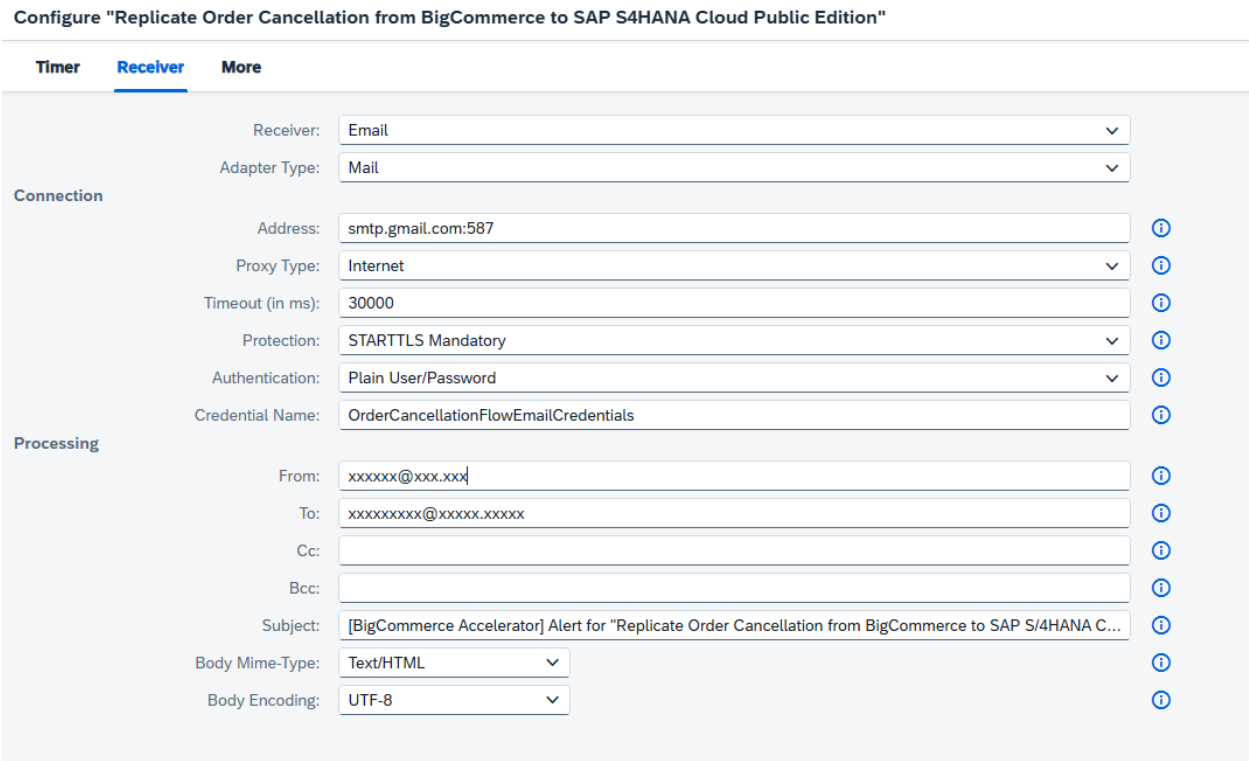

Figure 4.3.9.2.7 Configuring the Integration Flow’s Email Receiver

The description of each of the fields in Figure 4.3.9.2.7 is presented in the table below

Externalized Parameter	Description	Mandatory / Optional
Address	Specify the hostname and port of your SMTP Server. For Example: • smpt.gmail.com:587	O

	For more details, refer to the official Mail Adapter configuration https://help.sap.com/docs/cloud-integration/sap-cloud-integration/configure-mail-receiver-adapter	
Credential Name	Specify the name of a deployed User Credentials artifact that holds the Username and Password used to authenticate with the mail server.	M
From	Specify the email address from which the Email notification should be sent. For more details, refer to the official Mail Adapter configuration https://help.sap.com/docs/cloud-integration/sap-cloud-integration/configure-mail-receiver-adapter	O
To	Specify the email address where to send the exception notification. For more details, refer to the official Mail Adapter configuration https://help.sap.com/docs/cloud-integration/sap-cloud-integration/configure-mail-receiver-adapter	O
Subject	The Email Subject Default Value: • [BigCommerce Accelerator] Alert for "Replicate Order Cancellation from BigCommerce to SAP S/4HANA Cloud"	O

10. Save and deploy